

Cementi

**Cementine**

Colori moderni per il cemento nella sua versione più sobria.

**Cementine**

Modern colors for the cement in its most sober version.

# Cementine

45,5x45,5 - 35,8x35,8 - 20x20

**Interno**  
Indoor

**Gres porcellanato**  
Porcelain stoneware  
**Monocottura 20x20**  
Single-fired 20x20

 7,5 mm	 8 mm	 9 mm	PEI 4	PEI 1
20x20	35,8x35,8	45,5x45,5	35,8x35,8 45,5x45,5	20x20



Cementine Nebbia 45,5x45,5

## Cementi

Gres porcellanato  
Porcelain stoneware



Cementine Crema  
Naturale **R 30**  
45,5x45,5



Cementine Beige  
Naturale **R 30**  
45,5x45,5




Cementine Moka  
Naturale **R 30**  
45,5x45,5


Monocottura  
Single-fired




Cementine Crema  
Naturale **R 23**  
Sabbiato **R 24**  
35,8x35,8




Cementine Beige  
Naturale **R 23**  
Sabbiato **R 24**  
35,8x35,8




Cementine Moka  
Naturale **R 23**  
Sabbiato **R 24**  
35,8x35,8



Cementine Crema  
Naturale **R 18**  
20x20




Cementine Beige  
Naturale **R 18**  
20x20




Cementine Moka  
Naturale **R 18**  
20x20

Gres porcellanato  
Porcelain stoneware




Cementine Nebbia  
Naturale **R 30**  
45,5x45,5



Cementine Nebbia  
Naturale **R 23**  
Sabbiato **R 24**  
35,8x35,8


Monocottura  
Single-fired



Cementine Nebbia  
Naturale **R 18**  
20x20



Cementine Bianco  
Naturale **R 30**  
45,5x45,5




Cementine Bianco  
Naturale **R 23**  
35,8x35,8

## Cementi

Gres porcellanato  
Porcelain stoneware




Cementine Grigio  
Naturale **R 30**  
45,5x45,5



Cementine Antracite  
Naturale **R 30**  
45,5x45,5




Cementine Grigio  
Naturale **R 23**  
Sabbiato **R 24**  
35,8x35,8



Cementine Antracite  
Naturale **R 23**  
Sabbiato **R 24**  
35,8x35,8

Monocottura  
Single-fired



Cementine Grigio  
Naturale **R 18**  
20x20



Cementine Antracite  
Naturale **R 18**  
20x20



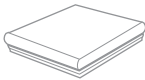
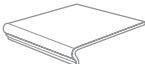
## Note tecniche

### Technical notes

Materiali da posarsi con fuga di almeno 3 mm.  
Tiles must be installed with at least 3 mm joint.



## Pezzi speciali

Special trims

	Battiscopa Cementine	8x35,8	R	3
	Battiscopa Cementine	8,5x45	R	8
	Angolare con torello incollato Cementine	35,8x35,8	R	64
	Gradino con torello incollato Cementine	35,8x35,8	R	34

## Imballi

Packaging

Formati - Sizes						
	Pz./Box	Mq./Box	Kg./Box	Box/Pallet	Mq./Pallet	Kg./Pallet
45,5x45,5	9	1,86	28,10	44	81,84	1236,4
35,8x35,8	13	1,66	25,78	44	73,04	1134,32
20x20	38	1,52	18,33	60	91,20	1099,8

## Collanti e stucchi

Adhesive and grouting

Cementine Crema	Sigillante consigliato per la fuga: BEIGE 2/12 FM AD	10
Cementine Beige	Sigillante consigliato per la fuga: BEIGE 2/12 FM AD	10
Cementine Moka	Sigillante consigliato per la fuga: MORO 0/6 AD	13
Cementine Bianco	Sigillante consigliato per la fuga: GRIGIO PERLA 2/12 FM AD	8
Cementine Nebbia	Sigillante consigliato per la fuga: GRIGIO 2/12 FM AD	7
Cementine Grigio	Sigillante consigliato per la fuga: GRIGIO 2/12 FM AD	7
Cementine Antracite	Sigillante consigliato per la fuga: NERO 2/12 FM AD	13
Per tutti i colori	Collante consigliato: EXELL FLEX	36