



SAVOIA ITALIA

GENERAL CATALOGUE 2015 / 2016



SAVOIA ITALIA

GENERAL CATALOGUE 2015 / 2016

INDICE PER SERIE

NAME INDEX / RÉPERTOIRE ALPHABÉTIQUE / SUCHVERZEICHNIS SERIEN-NAMEN

A	pag	M	pag
Anacapri	197 - 198	Maioliche Vesuviane	203 - 204
Antiche Riggiole Napoletane	205 - 208	Marfil	125 - 128
Antichi Borghi	181 - 182	Marmor	131 - 132
Antico Cotto Lombardo	157 - 158	Maronti	199 - 200
Antico Cotto Toscano	159 - 160	Memory	13 - 18
Architettura	187 - 188	Midì	155 - 156
Avana	19 - 24	Milano	41 - 44
Azulejo	195 - 196	Miramare	169 - 170
B	pag	Murales	191 - 192
Bianco	217 - 218	O	pag
Brick	175 - 178	Onice Lucido	135 - 136
C	pag	Onix	129 - 130
Calacatta	121 - 124	Outside	39 - 40
Capri	201 - 202	P	pag
Carrara	115 - 120	Palinuro	221 - 222
City	65 - 70	Pavè	167 - 168
Combi	163 - 164	Pergolato	171
Costiera	193 - 194	Pierre Bleue	109 - 110
Cotti Del Sole	147 - 148	Pietra Pugliese	101 - 102
Cotto Mediterraneo	209 - 216	Pietra Pugliese Muretto	190
D	pag	Pietre Alpine	87 - 92
Doghe	25 - 28	Pietre Alpine Muretto	189 - 190
Domus	45 - 52	Pozzuoli	139 - 140
E	pag	Q	pag
Estense	149 - 150	Quarzi	95 - 98
F	pag	R	pag
Frammenti Di Quarzite	165 - 166	Regolo	77 - 78
G	pag	Rinascimento	173 - 178
Gemme Del Golfo	219 - 220	S	pag
Gran Sasso	179 - 180	Sestino Senese	172
I	pag	Slate	111 - 114
Innova	53 - 60	Soluzioni D' Arredo	185 - 186
Italian Stones	79 - 86	Soluzioni D' Interno	183 - 184
K	pag	T	pag
Kenai	71 - 74	Taormina	137 - 138
Krea	141 - 142	Tarascon	161 - 162
L	pag	Terre Toscane	151 - 154
Lambrecchie Modenesi	143 - 146	Trentina	93 - 94
Lames	35 - 38	Trentina Muretto	190
Limburg Bleue	105 - 108	Tufi	103 - 104
Listone Classico	29 - 34	W	pag
Loft	61 - 64	Woodlands	7 - 12
Luserna	99 - 100	Y	pag
Lustri	133 - 134	York	75 - 76

DATI TECNICI:

Guida alla Lettura	5 - 6
Manutenzione e Pulizia	4
Schemi di Posa	223 - 224

INDICE PER CATEGORIA

CATEGORY INDEX - INDEX PAR CATÉGORIE - WARENGRUPPENVERZEICHNIS

LEGNI:		pag 7 - 44	
Avana	19 - 24	Memory	13 - 18
Doghe	25 - 28	Milano	41 - 44
Lames	35 - 38	Outside	39 - 40
Listone Classico	29 - 34	Woodlands	7 - 12
CEMENTI:		pag 45 - 78	
City	65 - 70	Loft	61 - 64
Domus	45 - 52	Regolo	77 - 78
Innova	53 - 60	York	75 - 76
Kenai	71 - 74		
PIETRE:		pag 79 - 114	
Italian Stones	79 - 86	Pietre Alpine	87 - 92
Limburg Bleue	105 - 108	Quarzi	95 - 98
Luserna	99 - 100	Slate	111 - 114
Pierre Bleue	109 - 110	Trentina	93 - 94
Pietra Pugliese	101 - 102	Tufi	103 - 104
MARMI:		pag 115 - 142	
Carrara	115 - 120	Marmor	131 - 132
Calacatta	121 - 124	Lustri	133 - 134
Krea	141 - 142	Onice Lucido	135 - 136
Marfil	125 - 128	Taormina	137 - 138
Onix	129 - 130	Pozzuoli	139 - 140
COTTI:		pag 143 - 162	
Antico Cotto Lombardo		Lambrecchie Modenesi	143 - 146
Antico Cotto Toscano	159 - 160	Midì	155 - 156
Cotti Del Sole	147 - 148	Tarascon	161 - 162
Estense	149 - 150	Terre Toscane	151 - 154
ESTERNI:		pag 163 - 172	
Combi	163 - 164	Pavè	167 - 168
Frammenti Di Quarzite	165 - 166	Pergolato	171
Miramare		Sestino Senese	
MURETTI:		pag 173 - 194	
Antichi Borghi	181 - 182	Pietra Pugliese	190
Architettura	187 - 188	Pietre Alpine	189 - 190
Brick		Rinascimento	173 - 178
Costiera	193 - 194	Soluzioni D' Arredo	185 - 186
Gran Sasso		Soluzioni D' Interno	183 - 184
Murales	191 - 192	Trentina	93 - 94
MEDITERRANEO:		pag 195 - 222	
Anacapri	197 - 198	Cotto Mediterraneo	209 - 216
Antiche Riggiole Napoletane	205 - 208	Gemme Del Golfo	219 - 220
Azulejo	195 - 196	Maioliche Vesuviane	203 - 204
Bianco	217 - 218	Maronti	199 - 200
Capri	201 - 202	Palinuro	221 - 222

CARATTERISTICHE TECNICHE:

TECHNICAL CHARACTERISTICS / CARACTERISTIQUES TECHNIQUES / TECHNISCHE EIGENSCHAFTEN

	CARATTERISTICHE TECNICHE technical characteristics - technische merkmale caracteristiques techniques	NORMA norm - norm - norme	VALORE PRESCRITTO value required - normvorgabe valeur prescrite	VALORE MEDIO mean value - mittelwert valeur moyenne
	LUNGHEZZA E LARGHEZZA length and width - länge und breite longueur et largeur		± 0,6%	
	SPESSORE thickness - stärke - épaisseur		± 5%	
	RETTILINEITÀ SPIGOLI warpages of edges - geradheit der kanten récititude des arêtes	EN 98 ISO 10545.2	± 0,5%	CONFORME in accordance - erfüllt - conforme
	ORTOGONALITÀ wedging - rechtwinkligkeit - orthogonalité		± 0,6%	
	PLANARITÀ flatness - planitat - planimétrie - uniformidad		± 0,5%	
	ASSORBIMENTO % ACQUA water absorption - wasseraufnahme % - absorption d'eau %	EN 99 ISO 10545.3	E ≤ 0,5%	E < 0,1%
	RESISTENZA ALLA FLESSIONE bending strength - biegezugfestigkeit - résistance à la flexion	EN 100 ISO 10545.4	≥ 27 N/mm ² ≥ 35 N/mm ²	≥ 56 n/mm ²
	DUREZZA MOHS hardness mohs - oberfläche mohs - dureté mohs	EN 101	6 MIN	7 - 8
	DILATAZIONE TERMICA LINEARE TRA 20° E 100°C linear thermal expansion between 20° and 100° lineare wärmeausdehnung zwischen 20° und 100° dilatation thermique linéaire entre 20° et 100°	EN 103 ISO 10545.8	9 MK ¹	7 mk ¹
	RESISTENZA AGLI SBALZI TERMICI thermal shock resistance - temperaturwechselbeständigkeit résistance aux variations thermiques	EN 104 ISO 10545.9	NESSUNA ALTERAZIONE no alteration keine veränderung aucune altération ninguna alteración	CONFORME in accordance erfüllt conforme
	RESISTENZA AL GELO frost resistance - frostbeständigkeit - résistance au gel	EN 202 ISO 10545.12	NESSUNA ALTERAZIONE no alteration keine veränderung aucune altération ninguna alteración	CONFORME in accordance erfüllt conforme
	RESISTENZA ALL'ATTACCO CHIMICO resistance to chemical attack - beständigkeit gegen chemikalien résistance à l'attaque chimique	EN 106 ISO 10545.13	NESSUNA ALTERAZIONE no alteration keine veränderung aucune altération ninguna alteración	CONFORME in accordance erfüllt conforme
	RESISTENZA DEI COLORI ALLA LUCE colours resistance to light - lichtbeständigkeit résistance des couleurs à la lumière	DIN 1094	NESSUNA ALTERAZIONE no alteration keine veränderung aucune altération ninguna alteración	CONFORME in accordance erfüllt conforme
	RESISTENZA ALLE MACCHIE stain resistance - flekentestigkeit - résistance aux taches	ISO 10545.14		CLASSE 5 MACCHIE RIMOSSE CON ACQUA CORRENTE stains removed with hot running water fleckenenfernung mit fließendem warmen wasser taches enlevées à l'eau courante chaude

EVENTUALE TRASPORTO CON NS. MEZZO C/O DEPOSITO E' ADDEBITATO IN FATTURA A € 9,00.
WHEN TRANSPORT OF SMALL ORDERS IS MADE BY OUR MEANS, € 9 IS INVOICED.
FUER DIE KLEINE KOMMISSIONEN (UNTEN DIE 500 KG) DIE WIR ZU SAMMELLAGERN BRINGEN, BERECHNEN WIR 9 €.
LE TRANSPORT PAR NOS SOINS DE PETITES COMMANDES DANS UN DEPOT SERA FACTURE A € 9.

CONTRIBUTO DI 20 € PER PREPARAZIONE PICCOLE QUANTITA' INFERIORI A 200 €.
ORDER PREPARATION CONTRIBUTION OF € 20 FOR LESS THAN € 200 INVOICE.
TEILKOSTENERSATZ 20 € BEI RECHNUNGEN UNTEN DIE 200 €.
CONTRIBUTION 20 € POUR PREPARATION QUANTITATIFS INFERIEURS A 200 €.

PROPRIETA' RISERVATA: LA MERCE RESTA DI NOSTRA PROPRIETA' FINO AL TOTALE PAGAMENTO DELLA FATTURA.
RESERVED OWNERSHIP: THESE GOODS REMAIN OUR PROPERTY UP TO THE TOTAL SETTLEMENT OF THE INVOICE.
EIGENTUMSVORBEHALT: BIS ZUR VOLLSTÄNDIGEN ZAHLUNG DIESER RECHNUNG BLEIBT DIE WARE EIGENTUM UNSERER FIRMA.
RESERVE DE PROPRIETE: TOUTE MARCHANDISE IMPAYEE RESTE LA PROPRIETE' DU FOURNISSEUR JUSQU'A PAIEMENT TOTAL DE LA FACTURE.

PULIZIA & MANUTENZIONE:

CLEANING AND MAINTENANCE - NETTOYAGE ET ENTRETIEN - REINIGUNG UND PFLEGE DER FLIESEN

INDICAZIONI E CONSIGLI DISPONIBILI SU www.savoiaitalia.it

GUIDA ALLA LETTURA

GUIDE FOR INTERPRETATION / LEITFADEN FÜR DIE LEKTÜRE / GUIDE À LA LECTURE

1: TECNOLOGIA DIGITALE 2: CERAMICS OF ITALY 3: VARIAZIONE CROMATICA

Digital Technology
Technologie Numérique
Digitaltechnologie

Ceramics Of Italy

Degree of colour change
Grad der farbabweichung
Degrè de variation chromatique



Setting made by: FLOOR = Woodlands Honey 15x90 / WALL = Woodlands White 15x90

WOODLANDS



Setting made by: Woodlands Brown 15x90

SIMBOLOGIA

SIMBOLOGY / SIMBOLES / SYMBOLE



TECNOLOGIA DIGITALE
Digital Technology
Technologie Numérique
Digitaltechnologie



PREZZO AL MQ
Price per square metre
Prix au m²
Preis pro qm



PREZZO AL PEZZO
Price per piece
Prix à l'unité
Stückpreis



CERAMICS OF ITALY



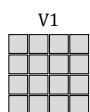
PEZZI PER SCATOLA
Pz boxes
Pz kartons
Pz boîtes




COEFFICIENTE DI RESISTENZA ALL' ABRASIONE
Coefficient of resistance to abrasion
Coefficient de résistance à l'abrasion
Abriebhärteskoeffizient

3: GRADO DI VARIAZIONE CROMATICA :

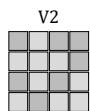
Degree of colour change : Grad der farbabweichung : Degrè de variation chromatique :




ASPETTO UNIFORME
Uniform Appearance
Aspect Uniform
Einheitliches Aussehen



MODERATA VARIAZIONE
Moderate Variation
Variation Modérée
Mässige Abweichung



LIEVE VARIAZIONE
Slight Variation
Légère Variation
Geringe Abweichung



INTENSA VARIAZIONE
Substantial Variation
Variation Intensive
Intensive Variation

11: R



FATTORE DI RESISTENZA ALLA SCIVOLOSITÀ
Anm-Skeed Resistance Grade
Gré De Resistance À La Glissance
Rutschfestigkeit

SPESSORE :

10: Thickness
Thinness
Epaisseur
Stärke

* LE VARIAZIONI CROMATICHE SI RILEVANO DAL CONFRONTO DI DIVERSE PIASTRELLE

Colour variations can be detected by comparing different tiles
Les variations chromatiques se remarquent en comparant plusieurs carreaux
Farbvariationen erhält man durch die gegenüberstellung verschiedener fliesen

12: CODICE ARTICOLO 13: NOME COLORE 9: COEFFICIENTE DI RESISTENZA ALL' ABRASIONE 7: PEZZI PER SCATOLA 8: PREZZO AL PEZZO 12: CONSIGLI DI POSA

Code of the Item
Code de l'Article
Code des Artikels

Colour Name
Nom Couleur
Farbbezeichnung

Coefficient of resistance to abrasion
Coefficient de résistance à l'abrasion
Abriebhärteskoeffizient

Pz boxes
Pz kartons
Pz boites

Price per piece
Prix à l'unité
Stückpreis

Suggested Laying
Conseils pour la Pose
Empfehlungen für die Verlegung

HONEY:

WHITE:



COD. S50224 Honey




COD. S50220 White



COD. S10224 Honey



COD. S10220 White



Setting made by: Woodlands Honey 30x60



Setting made by: FLOOR = Woodlands Walnut 15x90 / WALL = Woodlands White 15x90

CARATTERISTICHE TECNICHE:

TECHNICAL CHARACTERISTICS / CARACTERISTIQUES TECHNIQUES / TECHNISCHE EIGENSCHAFTEN

PEZZI SPECIALI / Trim Pieces

BATTISCOPA: SBT + COD.



IMBALLI / Packaging

scatola	boxes	kartons	boites
Fto	Pz	m ²	Kg
15x90	7	0,945	20
MURETTO 30x60	6	1,00	22,4

CONSIGLI DI POSA

Suggested Laying



P.E.I.:

BLACK	IV
GREY	IV
WALNUT	V
BROWN	V
HONEY	V
WHITE	V

SPESSORE:

Thickness	15x90	30x60
	10 mm	9,5 mm

14: FORMATO DELLA SERIE

Series Size
Format de la Serie
Format der Serie

6: PREZZO AL MQ

Price per square metre
Prix au m²
Preis pro qm

15: IMBALLI

Paking
Embalagen
Verpackungen

15: PEZZI SPECIALI:

Special Trims
Pieces Speciales
Formstücke

17: CARATTERISTICHE TECNICHE

Technical Characteristics
Caracteristiques Techniques
Technische Eigenschaften

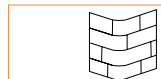
10: SPESSORE

Thicness
Epaisseur
Stärke

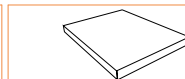
ELENCO PEZZI SPECIALI

Special Trins List / Liste Pieces Speciales / Formstückenliste

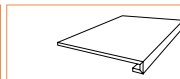
MURETTO L PIEGATO



ANGOLO GRADINO: ACR + COD.



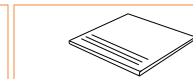
GRADINO: CR + COD.



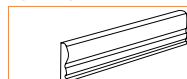
BATTISCOPA: SBT + COD.



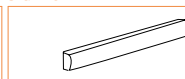
SCALINO: SC + COD.



TORELLO:



SIGARO:



ANGOLO TORELLO:



ANGOLO SIGARO:



ANGOLO SPECCHIO:



PITTOGRAMMI DI IDENTIFICAZIONE DELLE CARATTERISTICHE TECNICHE DELLA LINEA

Pictograms showing the different line technical features / Pittogrammes pour l'identification des caractéristiques de la ligne / Bilderschriftzeichen für die kenzeichnung der technischen eigenschaften der serien



CLASSE DI RESISTENZA ALL'ABRASIONE

Abrasion resistance classification
Classes de résistance à l'abrasion
Abriebstigkeitsklasse



INGELIVO: RESISTENZA AL GELO

Frost resistance
Resistance au gel
Frostbeständigkeit



FATTORE DI RESISTENZA ALLA SCIVOLOSITÀ

Anm-Skeed Resistance Grade
Gré De Resistance À La Glissance
Rutschfestigkeit



RESISTENZA AI PRODOTTI CHIMICI

Resistance to chemicals
Resistance aux produits chimiques
Chemikalienfestigkeit



RESISTENZA ALL' ABRASIONE PROFONDA

Deep abrasion resistance
Resistance a l'usure en profondeur
Tiefverschleiss



RESISTENZA ALLE MACCHIE

Stain resistance
Resistance aux taches
Fleckenfestigkeit



Setting made by: **FLOOR** = Woodlands Honey 15x90 / **WALL** = Woodlands White 15x90



Setting made by: Woodlands Brown 15x90

BLACK:

GREY:



COD. S59229 Black



15x90 96 COD. S59223 Grey

15x90 96



Setting made by: Woodlands Black 15x90

HONEY:



COD. S59224 Honey

15x90 96


WHITE:



COD. S59220 White

15x90 96

MURETTO:




COD. S10224 Honey

38



COD. S10220 White

38



Setting made by: Woodlands Honey 30x60

BROWN:

WALNUT:



COD. S59228 Brown



15x90 ⁹⁶ COD. S59225 Walnut

COD. S59225A Walnut Antislip **R11**

15x90 ⁹⁶

15x90 ^{A8}



Setting made by: Woodlands Brawn 15x90



Setting made by: **FLOOR** = Woodlands Walnut 15x90 / **WALL** = Woodlands White 15x90

CARATTERISTICHE TECNICHE:

TECHNICAL CHARACTERISTICS / CARACTERISTIQUES TECHNIQUES / TECHNISCHE EIGENSCHAFTEN

PEZZI SPECIALI / Trim Pieces

BATTISCOPA: SBT + COD.

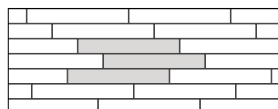


7,5x90



CONSIGLI DI POSA

Suggested Laying



15x90

100%

*Consigli di posa disponibili a pagina 223

P.E.I. :



BLACK	IV
GREY	IV
WALNUT	V
BROWN	V
HONEY	V
WHITE	V

SPESORE :

Thickness



15x90	30x60
10 mm	9,5 mm

IMBALLI / Packaging

scatola	boxes	kartons	boites
F.to	Pz	m ²	Kg
15x90	7	0,945	20
MURETTO 30x60	6	1,08	22,4

palette	pallets	paletts	pallet
F.to	Sc	m ²	Kg
15x90	48	45,36	980
MURETTO 30x60	40	43,2	916





Setting made by: Memory Tortora 15x100

TORTORA:

MIELE:




COD. S9484 Tortora

15x100




COD. S9481 Miele

15x100



COD. S10484 Tortora

37



COD. S10481 Miele

37

BIANCO:



COD. S9480 Bianco

15x100 

GRIGIO:



COD. S9483 Grigio

15x100 

COD. S9483A Grigio Antislip **R11**

15x100 



Setting made by: **FLOOR** = Memory Bianco 15x100 / **WALL** = Memory Miele 15x100



Setting made by: Memory Miele 15x100



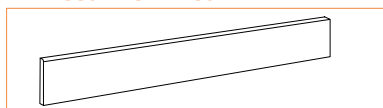
Setting made by: Memory Grigio 15x100

CARATTERISTICHE TECNICHE:

TECHNICAL CHARACTERISTICS / CARACTERISTIQUES TECHNIQUES / TECHNISCHE EIGENSCHAFTEN

PEZZI SPECIALI / Trim Pieces

BATTISCOPA: SBT + COD.



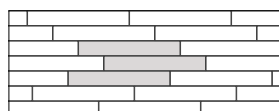
7,5x100

7,5x60



CONSIGLI DI POSA

Suggested Laying



15x100

100%

*Consigli di posa disponibili a pagina 223

P.E.I. :



GRIGIO	IV
TORTORA	V
MIELE	V
BIANCO	V

SPESSORE :

Thickness



15x90	30x60
10 mm	9,5 mm

IMBALLI / Packaging

scatola	boxes	kartons	boites
F.to	Pz	m ²	Kg
15x100	8	1,23	25
30x60	6	1,08	22,4

palette	pallets	paletts	pallet
F.to	Sc	m ²	Kg
15x100	42	51,66	1.070
30x60	40	43,20	916





Setting made by: Avana Grigio 20x120 Rettificato


BEIGE:

GRIGIO



COD. S20041 Beige



20x120  COD. S20043 Grigio

20x120 



Setting made by: Avana Beige 20x120 Rettificato



Setting made by: Avana Grigio 20x120 Rettificato

GRIGIO:

60 cm

COLORED BODY



COD. S62043 Grigio Rettificato

A6

COLORED BODY

SBIANCATO:

60 cm



COD. S62040 Sbiancato Rettificato

A6

BEIGE:

60 cm



COD. S10041 Beige

38

60 cm



COD. S10043 Grigio

38

COD. S10043A Grigio Antislip R11

39

60 cm



COD. S10040 Sbiancato

38

COD. S10040A Sbiancato Antislip R11

39


60 cm



COD. S13041 Beige

43


60 cm



COD. S13043 Grigio

43

60 cm



COD. S13040 Sbiancato

43

BRICK:

MURETTO BRICK ABBINATO:

60 cm



COD. SBR10041 Brick Avana Beige

44

60 cm



COD. SBR1004 Brick Avana Mix

44



Setting made by: **FLOOR** = Avana Beige 20x120 Rettificato / **WALL** = Brick Avana Mix 30x60



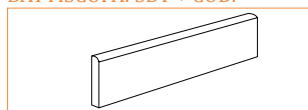
Setting made by: Avana Sbiancato 60x120 Rettificato

CARATTERISTICHE TECNICHE:

TECHNICAL CHARACTERISTICS / CARACTERISTIQUES TECHNIQUES / TECHNISCHE EIGENSCHAFTEN

PEZZI SPECIALI / Trim Pieces

BATTISCOPA: SBT + COD.



7,5x60

10x120

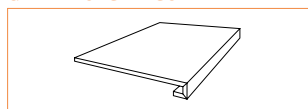
6

11

6

25

GRADINO: CR + COD.

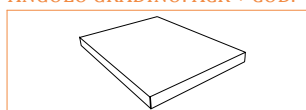


30x60+3+3

4

A7

ANGOLO GRADINO: ACR + COD.



30x60+3+3

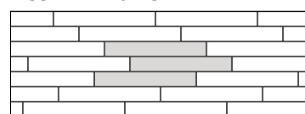
4

60

CONSIGLI DI POSA

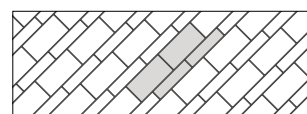
Suggested Laying

**Consigli di posa disponibili a pagina 223*



20x120

100%

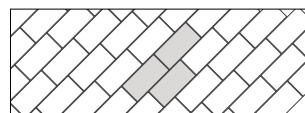


30x60

15x60

50%

50%



30x60

100%

P.E.I.:



SBIANCATO	V
BEIGE	V
GRIGIO	V

SPESSORE :

Thickness



20x120	60x120	30x60	15x60	Brick
10 mm	10 mm	9,5 mm	9,5 mm	9,5 mm

IMBALLI / Packaging

scatola	boxes	kartons	boites
F.to	Pz	m ²	Kg
60x120	2	1,44	34,56
20x120	3	0,72	19,1
30x60	6	1,08	22,4
BRICK 30x60	7	1,26	26,4
15x60	14	1,26	24,6

palette	pallets	paletts	pallet
F.to	Sc	m ²	Kg
60x120	20	28,8	711
20x120	45	32,4	880
30x60	40	43,2	916
BRICK 30x60	40	50,4	1.064
15x60	40	50,4	1.004





Setting made by: Doghe Sbiancato 20x120 Rettificato

SBIANCATO:

COLORED BODY COLORED BODY

TORTORA:



COD. S20090 Sbiancato Rettificato

20x120 A6



COD. S20094 Tortora Rettificato

20x120 A6



Setting made by: Doghe Sbiancato 20x120 Rettificato

NOCCIOLA:

COLORED BODY



COD. S20095 Nocciola

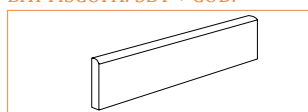
20x120  Setting made by: Doghe Nocciola 20x120 Rettificato

CARATTERISTICHE TECNICHE:

TECHNICAL CHARACTERISTICS / CARACTERISTIQUES TECHNIQUES / TECHNISCHE EIGENSCHAFTEN

PEZZI SPECIALI / Trim Pieces

BATTISCOPA: SBT + COD.

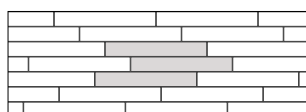


10x120

 25

CONSIGLI DI POSA

Suggested Laying



20x120

100%

P.E.I.:



SBIANCATO	V
NOCCIOLA	V
TORTORA	V

SPESSORE:

Thickness



20x120
10 mm

IMBALLI / Packaging

*Consigli di posa disponibili a pagina 223

scatola	boxes	kartons	boites
F.to	Pz	m ²	Kg
20x120	3	0,72	19,1

palette	pallets	paletts	pallet
F.to	Sc	m ²	Kg
20x120	45	32,4	880





LISTONE CLASSICO




Setting made by: Listone Classico Nero 15x60


BIANCO ANTICO:

GRIGIO:



COD. S20681 Bianco Antico Rettificato



20x120  COD. S20683 Grigio Rettificato

20x120 



Setting made by: Listone Classico Grigio 20x120 Rettificato

BIANCO ANTICO:

GRIGIO:



COD. S9330 Bianco Antico

COD. SLR9330N Bianco Antico Lappato Rettificato



15x60 ⁴³ COD. S13685 Grigio

14x59 ^{A7} COD. S13685A Grigio Antislip **R11**

COD. SLR13685 Grigio Lappato Rettificato

15x60 ⁴³

15x60 ⁴³

14x59 ^{A7}



Setting made by: Listone Classico Bianco Antico 14x59 Lappato Rettificato

ALMOND:

NERO:



COD. S13689 Almond



15x60 ⁴³ COD. S13680 Nero

COD. SLR13680 Nero Lappato Rettificato

15x60 ⁴³

14x59 ^{A7}



Setting made by: Listone Classico Almond 15x60



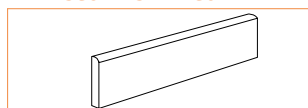
Setting made by: Listone Classico Grigio 15x60

CARATTERISTICHE TECNICHE:

TECHNICAL CHARACTERISTICS / CARACTERISTIQUES TECHNIQUES / TECHNISCHE EIGENSCHAFTEN

PEZZI SPECIALI / Trim Pieces

BATTISCOPA: SBT + COD.



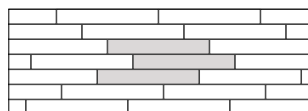
7,5x60

10x120



CONSIGLI DI POSA

Suggested Laying



20x120

15x60

100%

100%

*Consigli di posa disponibili a pagina 223

P.E.I. :



NERO	IV
ALMOND	V
GRIGIO	V
BIANCO ANTICO	V

SPESSORE :

Thickness



20x120	15x60
10 mm	9,5 mm

IMBALLI / Packaging

scatola	boxes	kartons	boites
F.to	Pz	m ²	Kg
20x120	3	0,72	19,10
15x60	14	1,26	26,11

palette	pallets	paletts	pallet
F.to	Sc	m ²	Kg
20x120	45	32	880
15x60	40	50,4	1.028



Setting made by: Lames Grigio 60x60 Spessorato 2cm



Setting made by: Lames Taupe 52x52

TECK:



60 cm

COLORED BODY

60 cm



COD. S60057 Teck Antislip **R11**


A7

COD. SR60057 Teck Antislip **R11** Rettificato

50

52 cm

52 cm



COD. S52057 Teck Antislip **R11**

40

BIANCO:

52 cm

52 cm



COD. S52050 Bianco Antislip **R11**

40

TAUPE:



60 cm

COLORED BODY

60 cm



COD. S60054 Taupe Antislip **R11**

A7

COD. SR60054 Taupe Antislip **R11** Rettificato

50

52 cm

52 cm



COD. S52054 Taupe Antislip **R11**

40

GRIGIO:



60 cm

COLORED BODY

60 cm



COD. S60053 Grigio Antislip **R11**


A7

COD. SR60053 Grigio Antislip **R11** Rettificato

50


52 cm

52 cm



COD. S52053 Grigio Antislip **R11**

40



Setting made by: Lames Grigio 52x52


METODI DI POSA:



SPESORE 2CM

WAYS OF INSTALLATION / MODES D'UTILISATION / VERLEGESYSTEMS

POSA SU ERBA



INSTALLATION ONTO GRASS - POSE SUR GAZON - VERLEGUNG AUF GRAS

FACILITA' DI POSA

EASY INSTALLATION

POSA SU GHIAIA




INSTALLATION ONTO GRAVEL - POSE SUR GRAVIER - VERLEGUNG AUF KIES



INGELIVO

RESISTANT TO FROST

POSA SOPRAELEVATA



RAISED INSTALLATION - POSE SUR PLOT - AUFGESETZTE VERLEGUNG

PASSAGGIO DI TUBI E CAVI

PASSAGE OF PIPES AND CABLES

POSA A COLLA



ADHESIVE INSTALLATION - POSE PAR COLLAGE - VERLEGUNG MIT KLEBER

SUPERFICIE CARRABILE

CARRIAGEABLE SURFACE



MATERIALE RIUTILIZZABILE

MATERIAL CAN BE REPLACED



INATTACABILE DAL SALE

RESISTANT TO CORROSION FROM SALT



FACILE DRENAGGIO DELL'ACQUA

EASY DRAINAGE OF WATER



NON ASSORBE MACCHIE

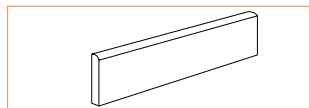
INABSORBENT TO SPOTS

CARATTERISTICHE TECNICHE:

TECHNICAL CHARACTERISTICS / CARACTERISTIQUES TECHNIQUES / TECHNISCHE EIGENSCHAFTEN

PEZZI SPECIALI / Trim Pieces

BATTISCOPA: SBT + COD.

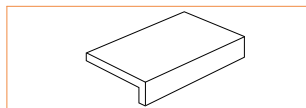


10x52



9

ELEMENTO L INCOLLATO:
EL + COD.



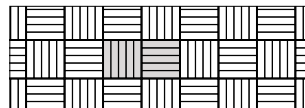
33x52+5



44

CONSIGLI DI POSA

Suggested Laying



52x52

100%

P.E.I.:



GRIGIO	V
TECK	V
TAUPE	V
BIANCO	V

SPESORE:

Thickness



60x60 Spessorato	52x52
20 mm	9,5 mm

IMBALLI / Packaging

scatola	boxes	kartons	boites
F.to	Pz	m ²	Kg
60x60	2	0,72	31,7
60x60 Rettificato	2	0,72	31,7
52x52	4	1,08	22,5

*Consigli di posa disponibili a pagina 223

palette	pallets	paletts	pallet
F.to	Sc	m ²	Kg
60x60	32	23,04	1.035
60x60 Rettificato	32	23,04	1.035
52x52	36	38,88	830



Setting made by: *Outside Cenere 15x60*

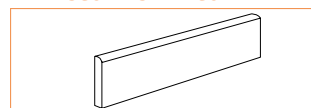
TECK:	COLORED BODY	TAUPE:	COLORED BODY	BIANCO:	COLORED BODY
60 cm		60 cm		60 cm	
30 cm		30 cm		30 cm	
COD. S10787 Teck Antislip R11	95	COD. S10784 Taupe Antislip R11	95	COD. S10780 Bianco Antislip R11	95
60 cm		60 cm		60 cm	
15 cm		15 cm		15 cm	
COD. S13787 Teck Antislip R11	45	COD. S13784 Taupe Antislip R11	45	COD. S13780 Bianco Antislip R11	45
ANTRACITE:	COLORED BODY	CENERE:	COLORED BODY		
60 cm		60 cm			
30 cm		30 cm			
COD. S10788 Antracite Antislip R11	95	COD. S10786 Cenere Antislip R11	95		
60 cm		60 cm			
15 cm		15 cm			
COD. S13788 Antracite Antislip R11	45	COD. S13786 Cenere Antislip R11	45		

CARATTERISTICHE TECNICHE:

TECHNICAL CHARACTERISTICS / CARACTERISTIQUES TECHNIQUES / TECHNISCHE EIGENSCHAFTEN

PEZZI SPECIALI / Trim Pieces

BATTISCOPA: SBT + COD.

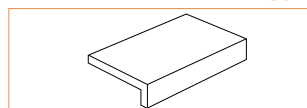


7,5x60



11

ELEMENTO L INCOLLATO:
EL + COD.

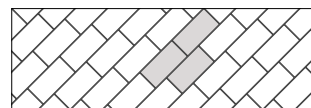


15x60+5



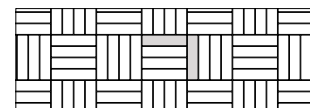
42

CONSIGLI DI POSA / Suggested Laying



30x60

100%



15x60

100%

*Consigli di posa disponibili a pagina 223

P.E.I.:

TECK	V
TAUPE	V
BIANCO	V
ANTRACITE	V
CENERE	V



SPESSORE:

Thickness



30x60	15x60
9,5 mm	9,5 mm

IMBALLI / Packaging

scatola	boxes	kartons	boites
F.to	Pz	m ²	Kg
30x60	6	1,08	21,7
15x60	14	1,26	24,6

palette	pallets	paletts	pallet
F.to	Sc	m ²	Kg
30x60	40	43,2	888
15x60	40	50,4	1.004





Setting made by: Milano Antracite 30x60

ICE:



COD. S52695 Ice

39



COD. S10695 Ice

38



COD. S52691 Avorio


39



COD. S10691 Avorio

38

ANTRACITE:



COD. S52693 Antracite


39



COD. S10693 Antracite

38


BROWN:



COD. S10692 Brown

38


SAND:



COD. S10696 Sand

38

GRIGIO:



COD. S10694 Grigio

38



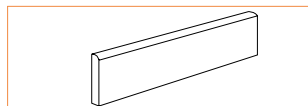
Setting made by: Milano Grigio 30x60

CARATTERISTICHE TECNICHE:

TECHNICAL CHARACTERISTICS / CARACTERISTIQUES TECHNIQUES / TECHNISCHE EIGENSCHAFTEN

PEZZI SPECIALI / Trim Pieces

BATTISCOPA: SBT + COD.

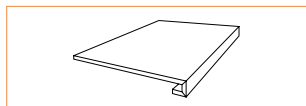


7,5x60

8,6x52



GRADINO: CR + COD.

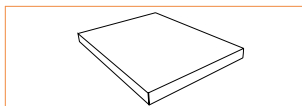


33x52+3+3

30x60+3+3



ANGOLO GRADINO: ACR + COD.



33x52+3+3

30x60+3+3



P.E.I.:



ANTRACITE	IV
AVORIO	V
ICE	V
BROWN	IV
GRIGIO	IV
SAND	V

SPESSORE :

Thickness



30x60	52x52
9,5 mm	9,5 mm

IMBALLI / Packaging

scatola	boxes	kartons	boites
F.to	Pz	m ²	Kg
30x60	6	1,08	21,7
52x52	4	1,08	22,5

palette	pallets	paletts	pallet
F.to	Sc	m ²	Kg
30x60	40	43,2	888
52x52	36	39,0	830



Setting made by: Domus **ESAGONA** Decorì Mix / Domus **ESAGONA** Cenere / Domus **ESAGONA** Noce




Setting made by: Domus Nero 30x60

NERO:


COLORED BODY

COLORED BODY

COLORED BODY



COD. SR80139 Nero Rettificato



HEXAGON


52 cm

99 COD. S40139ESA Nero

COD. S40139ESAA Nero Antislip **R11**


94

94



COD. S52139 Nero

38




COD. S9139 Nero

36



Setting made by: Domus Nero 52x52

SABBIA:




COD. S9130 Sabbia

36

COLORED BODY

COLORED BODY

COLORED BODY



COD. SR80130 Sabbia Rettificato



HEXAGON


52 cm

99 COD. S40130ESA Sabbia

COD. S40130ESAA Sabbia Antislip **R11**

94

94



COD. S52130 Sabbia


38

GRIGIO:

COLORED BODY

COLORED BODY

COLORED BODY



COD. SR80133 Grigio Rettificato



99 COD. S40133ESA Grigio

COD. S40133ESAA Grigio Antislip **R11**

HEXAGON



COD. S52133 Grigio

38


CONSIGLIO DI POSA: SABBIA - NERO - GRIGIO

Sabbia: 33,3%

Nero: 33,3%

Grigio: 33,3%

Suggested laying



COD. S9133 Grigio

36



Setting made by: Domus **ESAGONA Sabbia** / Domus **ESAGONA Nero** / Domus **ESAGONA Grigio**

CENERE:

COLORED BODY


COLORED BODY

COLORED BODY

80 cm

40 cm

52 cm



HEXAGON




COD. SR80137 Cenere Rettificato

99 COD. S40137ESA Cenere

COD. S40137ESAA Cenere Antislip **R11**

COD. S52137 Cenere



COD. S9137 Cenere

NOCE:

60 cm



COD. S9138 Noce Rettificato



Setting made by: **FLOOR** = Domus Noce 40x80 / **WALL** = Domus **ESAGONA** Noce - Sabbia

COLORED BODY


COLORED BODY

COLORED BODY

80 cm

40 cm

52 cm



HEXAGON



COD. SR80138 Noce Rettificato

99 COD. S40138ESA Noce

COD. S40138ESAA Noce Antislip **R11**

COD. S52138 Noce




Setting made by: Domus **ESAGONA** Cenere - Grigio - Sabbia - Noce - Nero Setting made by: Domus **ESAGONA** Sabbia - Nero



Setting made by: **FLOOR** = Domus **ESAGONA** Cenere - Grigio - Sabbia - Noce - Nero / **WALL** = Domus **ESAGONA** Nero

DECORI MISTI ESAGONALI:



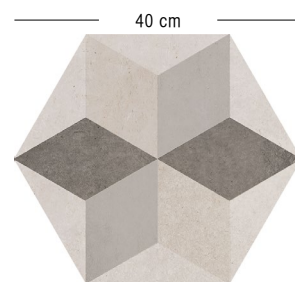
COD. S4013DEC Decor Mix

98

* Miscelati su Fondo Sabbia e Grigio




DECORO STAR GRIGIO :



COD. S4013STAR Decoro Star

98

* Fondo Sabbia



Setting made by: Domus **ESAGONA** Decoro Star



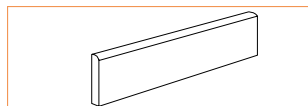
Setting made by: Domus Cenere 52x52

CARATTERISTICHE TECNICHE:

TECHNICAL CHARACTERISTICS / CARACTERISTIQUES TECHNIQUES / TECHNISCHE EIGENSCHAFTEN

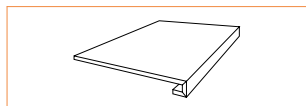
PEZZI SPECIALI / Trim Pieces

BATTISCOPA: SBT + COD.



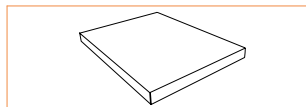
10x120	6	25
10x80	8	15
10x60	14	11
8,6x52	6	9

GRADINO: CR + COD.



33x52+3+3	4	46
30x60+3+3	4	A7

ANGOLO GRADINO: ACR + COD.




33x52+3+3	4	60
30x60+3+3	4	60

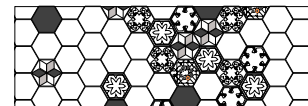
CONSIGLI DI POSA

Suggested Laying

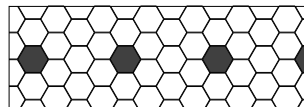
**Consigli di posa disponibili a pagina 223*



ESAGONA 3 COLORI
33,3% Esagona Bianco
33,3% Esagona Grigio / Cenere
33,3% Esagona Nero / Noce



ESAGONA DECORI MIX
30% Esagona Cenere
10% Esagona Noce
60% Esagona Fondi Misti



ESAGONA 2 COLORI
90% Esagona Sabbia
10% Esagona Nero



ESAGONA 5 COLORI
20% Esagona Sabbia
20% Esagona Cenere
20% Esagona Grigio
20% Esagona Noce
20% Esagona Nero

P.E.I. :

	40x80	52x52	30x60	Esagona
SABBIA	V	V	IV	V
CENERE	V	V	IV	V
GRIGIO	V	V	IV	V
NOCE	IV	IV	IV	IV
NERO	IV	IV	IV	IV

SPESORE :

Thickness

	40x80	52x52	30x60	Esagona
SABBIA	10 mm	9,5 mm	8,1 mm	10 mm
CENERE	10 mm	9,5 mm	8,1 mm	10 mm
GRIGIO	10 mm	9,5 mm	8,1 mm	10 mm
NOCE	10 mm	9,5 mm	8,1 mm	10 mm
NERO	10 mm	9,5 mm	8,1 mm	10 mm

IMBALLI / Packaging

scatola	boxes	kartons	boites
Fto	Pz	m ²	Kg
60x120	2	1,44	34,56
40x80	3	0,96	22,50
60x60	3	1,08	26
30x60	7	1,26	24
52x52	4	1,08	22,50
ESAGONA 40x40	9	0,96	21,50

palette	pallets	paletts	pallet
Fto	Sc	m ²	Kg
60x120	20	28,80	711
40x80	60	57,6	1.370
60x60	40	43,2	852
30x60	40	50,4	980
52x52	36	38,9	830
ESAGONA 40x40	48	44,93	1.052






Setting made by: **FLOOR** = Innova **ESAGONA Taupe** L 60 / **WALL** = Innova **Graphite** 80x80

GRAPHITE:

COLORED BODY

52 cm



COD. S7243 Graphite 35

COD. S7243A Graphite 36

Antislip R11



COD. S52243 Graphite 39

COLORED BODY

80 cm



COD. SR8243 Graphite Rettificato A6

COLORED BODY


60 cm

COLORED BODY

30 cm



COD. SR60243 Graphite Rettificato A8




COD. S10243 Graphite 37

COLORED BODY

60 cm

ESAGONA



COD. S60243ESA Graphite 46

Laying made by: Innova Graphite 52x52




SHADE VARIATION = 1/4



Setting made by: Innova Graphite 30x60

ECRU':



COD. S7241 Ecrú'

35

COD. S7241A Ecrú'

36

Antislip **R11**




COD. S52241 Ecrú'

39



COD. SR8241 Ecrú' Rettificato

A6




COD. SR60241 Ecrú' Rettificato

A6



COD. S10241 Ecrú'

37



COD. S60241ESA Ecrú'

46

Laying made by: Innova Ecrú' 52x52



SHADE VARIATION = 1/4




Setting made by: **IN** = Innova Ecrú' 80x80
OUT = Innova Ferro 34x34

TAUPE:

COLORED BODY

COLORED BODY




COD. S7244 Taupe

35

COD. S7244A Taupe

36

Antislip **R11**



COD. S52244 Taupe

39




COD. SR8244 Taupe Rettificato

A6

COLORED BODY

COLORED BODY



COD. SR60244 Taupe Rettificato


A6

COD. SR60244A Taupe Rettificato Antislip **R11**

A6


COD. S10244 Taupe

37



COLORED BODY


COLORED BODY



COD. S17244A

38

Taupe Antislip **R11**




COD. S9244A

38

Taupe Antislip **R11**


Laying made by: Innova Taupe 21,6x21,6 - 21,6x43,5



SHADE VARIATION = V4

ESAGONA:


COLORED BODY



COD. S60244ESA Taupe

46

DECORO LIBERTY




COD. S60244EDEC Taupe

47



Setting made by: Innova Taupe 80x80

FERRO:



COD. S7242 Ferro

35

COD. S7242A Ferro


36

Antislip **R11**




COD. S52242 Ferro

39



COD. SR8242 Ferro Rettificato

A6



COD. SR60242 Ferro Rettificato

A6


COD. SR60242A Ferro Rettificato Antislip **R11**

A6



COD. S10242 Ferro

37



COD. S17242A

Ferro Antislip **R11**

38



COD. S9242A

Ferro Antislip **R11**

38

ESAGONA:



COD. S60242ESA Ferro

46

ESAGONA

DECORO LIBERTY



COD. S60242EDEC Ferro

47



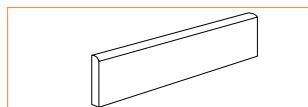
Setting made by: Innova **ESAGONA LIBERTY Ferro**

CARATTERISTICHE TECNICHE:

TECHNICAL CHARACTERISTICS / CARACTERISTIQUES TECHNIQUES / TECHNISCHE EIGENSCHAFTEN

PEZZI SPECIALI / Trim Pieces

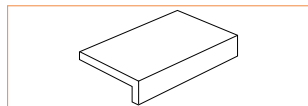
BATTISCOPA: SBT + COD.



10x80
10x60
8,6x52
8x34
10,5x43,5



**ELEMENTO L INCOLLATO:
EL + COD.**

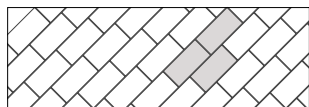


15x30+4



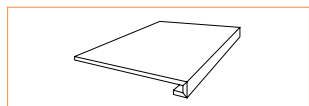
CONSIGLI DI POSA

Suggested Laying



30x60 100%

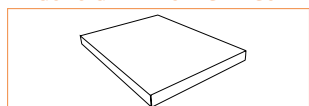
GRADINO: CR + COD.



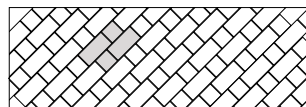
33x52+3+3



ANGOLO GRADINO: ACR + COD.

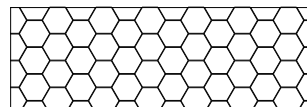


33x52+3+3



21,6x43,5 67%
21,6x21,6 33%

*Consigli di posa disponibili a pagina 223



ESAGONA 100%

SPESORE :

Thickness



	80x80	60x60	30x60	52x52	34x34	Esagona	21,6x21,6	21,6x43,5
ECRU'	10 mm	9 mm	8,1 mm	9,5 mm	8,5 mm	10 mm	-	-
TAUPE	10 mm	9 mm	8,1 mm	9,5 mm	8,5 mm	10 mm	9,5 mm	9,5 mm
FERRO	10 mm	9 mm	8,1 mm	9,5 mm	8,5 mm	10 mm	9,5 mm	9,5 mm
GRAPHITE	10 mm	9 mm	8,1 mm	9,5 mm	8,5 mm	10 mm	-	-

P.E.I. :



	80x80	60x60	30x60	52x52	34x34	Esagona	21,6x21,6	21,6x43,5
ECRU'	V	V	V	V	V	V	-	-
TAUPE	V	V	V	V	V	V	V	V
FERRO	V	V	V	V	V	V	V	V
GRAPHITE	IV	IV	IV	IV	IV	IV	-	-

IMBALLI / Packaging

scatola	boxes	kartons	boites
F.to	Pz	m ²	Kg
80x80	2	1,28	28
60x60	3	1,08	23
30x60	6	1,08	22,4
52x52	4	1,08	23
34x34	13	1,50	25
21,6x43,5	14	1,31	25
21,6x21,6	28	1,31	25
ESAGONA	4	0,94	22

palette	pallets	paletts	pallet
F.to	Sc	m ²	Kg
80x80	40	51,2	1.140
60x60	40	43,2	940
30x60	40	43,2	916
52x52	36	38,9	848
34x34	44	66	1.120
21,6x43,5	56	73,36	1.420
21,6x21,6	60	78,60	1.520
ESAGONA	36	33,70	795



3D
digital technology

"Ceramics of Italy"



LOFT



Setting made by: **FLOOR** = Loft Cemento 52x52 / **WALL** = Brick Loft Bianco 30x60

BIANCO:



CEMENTO:




TORTORA:



GRIGIO:

COLORED BODY

52 cm




COD. S52033 Grigio

42

ANTRACITE:

COLORED BODY

52 cm




COD. S52035 Antracite

42

TAUPE:

COLORED BODY

52 cm




COD. S52034 Taupe

42

BRICK:

LOFT BIANCO:

60 cm




COD. SBR10030 Brick Loft Bianco

44

LOFT CEMENTO:

60 cm



COD. SBR10032 Brick Loft Cemento

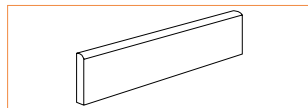
44

CARATTERISTICHE TECNICHE:

TECHNICAL CHARACTERISTICS / CARACTERISTIQUES TECHNIQUES / TECHNISCHE EIGENSCHAFTEN

PEZZI SPECIALI / Trim Pieces

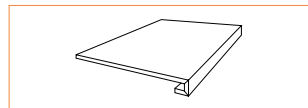
BATTISCOPA: SBT + COD.



10x80
8,6x52
10x60



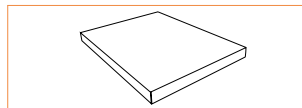
GRADINO: CR + COD.



33x52+3+3
30x60+3+3



ANGOLO GRADINO: ACR + COD.

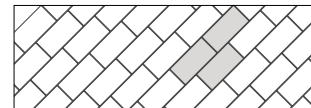


33x52+3+3
30x60+3+3



CONSIGLI DI POSA

Suggested Laying



30x60 100%

*Consigli di posa disponibili a pagina 223

P.E.I.:



BIANCO	V
CEMENTO	V
TORTORA	V
GRIGIO	V
TAUPE	V
ANTRACITE	V

SPESSORE:

Thickness



80x80	52x52	30x60	Brick
10 mm	9,5 mm	9,5 mm	9,5 mm

IMBALLI / Packaging

scatola	boxes	kartons	boites
F.to	Pz	m ²	Kg
80x80	2	1,28	28
52x52	4	1,08	22,50
30x60	7	1,26	26,10
BRICK 30x60	7	1,26	26,10

palette	pallets	paletts	pallet
F.to	Sc	m ²	Kg
80x80	40	51,2	1.140
52x52	36	39	830
30x60	40	50,4	1.064
BRICK 30x60	40	50,4	1.064






Setting made by: **FLOOR** = City Decori Mix 52x52 - **WALL** = Brick City Parigi 30x60

BERLINO:

COLORED BODY



COD. S52205 Berlino

40

COLORED BODY


30 cm



COD. S10205 Berlino

40

COLORED BODY



COD. S52202 Vienna

40

COLORED BODY

30 cm




COD. S10202 Vienna

40

PARIGI:

COLORED BODY




COD. S52206 Parigi

40

COLORED BODY

30 cm




COD. S10206 Parigi

40

BRICK:

CITY PARIGI:

60 cm



COD. SBR10206 Brick City Parigi

44



Setting made by: **FLOOR** = City Berlino 52x52 - **WALL** = Brick City Parigi 30x60

DECORI MISTI:

52 cm

COLORED BODY



COD. SDE52202 Decori Mix

44 Setting made by: City Decori Mix 52x52



Setting made by: City Parigi 30x60



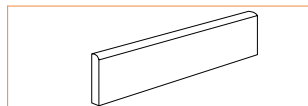
Setting made by: City Berlino 52x52

CARATTERISTICHE TECNICHE:

TECHNICAL CHARACTERISTICS / CARACTERISTIQUES TECHNIQUES / TECHNISCHE EIGENSCHAFTEN

PEZZI SPECIALI / Trim Pieces

BATTISCOPA: SBT + COD.

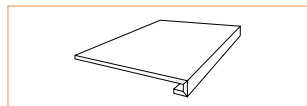


8,6x52

10x60



GRADINO: CR + COD.

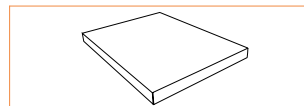


33x52+3+3

30x60+3+3



ANGOLO GRADINO: ACR + COD.



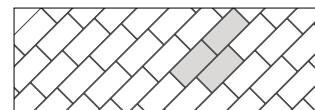
33x52+3+3

30x60+3+3



CONSIGLI DI POSA

Suggested Laying



30x60

100%

*Consigli di posa disponibili a pagina 223

P.E.I.:



BERLINO	V
VIENNA	V
PARIGI	V
BRUXELLES	V
STOCCOLMA	V

SPESSORE:

Thickness



52x52	30x60	Brick
9,5 mm	9,5 mm	9,5 mm

IMBALLI / Packaging

scatola	boxes	kartons	boîtes
F.to	Pz	m ²	Kg
52x52	4	1,08	23
30x60	6	1,08	22,4
BRICK 30x60	7	1,26	26,4

palette	pallets	paletts	pallet
F.to	Sc	m ²	Kg
52x52	36	39	848
30x60	40	43,2	916
BRICK 30x60	40	50,4	1.076






Setting made by: Kenai Sand 30x60 - **MOSAIC** = Kenai Mosaico Sand 30x30 - **BRICK** = Brick Kenai Grey 30x60

GREY:


COLORED BODY



COD. S10953 Grey

42

MOSAICO SU RETE:



COD. SMO11953 Grey


5

30

MOSAIC 4X9,8

BRICK:

MURETTO BRICK ABBINATO:



COD. SBR10953 Brick Kenai Grey

44

ALMOND:

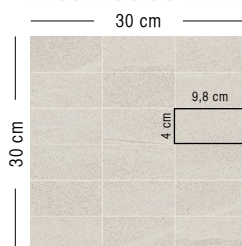
COLORED BODY



COD. S10959 Almond

42

MOSAICO SU RETE:



COD. SMO11959 Almond


5

30

MOSAIC 4X9,8

BLACK:

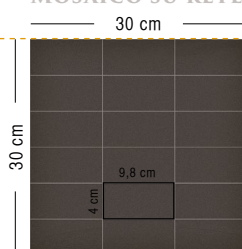
COLORED BODY



COD. S10950 Black

42

MOSAICO SU RETE:



COD. SMO11950 Black


5

30

MOSAIC 4X9,8

BROWN:

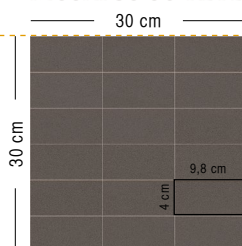
COLORED BODY



COD. S10958 Brown

42

MOSAICO SU RETE:



COD. SMO11958 Brown


5

30

MOSAIC 4X9,8



Setting made by: Brick Kenai Almond 30x60



Setting made by: **FLOOR** = Kenai Brown 30x60 - **WALL** = Kenai Mosaico Brown 30x30 / Kenai Brown 30x60

SAND:

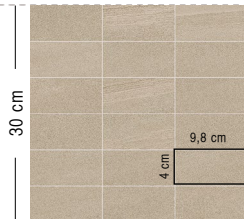
MOSAICO SU RETE:

COLORED BODY



COD. S10952 Sand

42



COD. SMO11952
Sand

5 30

MOSAICO 4X9,8

CONCRETE:

COLORED BODY



COD. S10954 Concrete

42



Setting made by: Kenai Concrete 30x60



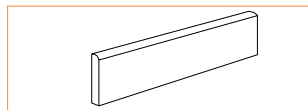
Setting made by: Kenai Grey 30x60

CARATTERISTICHE TECNICHE:

TECHNICAL CHARACTERISTICS / CARACTERISTIQUES TECHNIQUES / TECHNISCHE EIGENSCHAFTEN

PEZZI SPECIALI / Trim Pieces

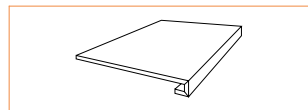
BATTISCOPA: SBT + COD.



10x60

13 11

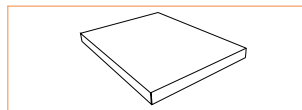
GRADINO: CR + COD.



30x60+3+3

4 A7

ANGOLO GRADINO: ACR + COD.



30x60+3+3

4 60

P.E.I.:



ALMOND	V
SAND	V
GREY	V
CONCRETE	IV
BOWN	IV
BLACK	IV

SPESSORE :

Thickness




30x60	Brick
9,5 mm	9,5 mm

IMBALLI / Packaging

scatola	boxes	kartons	boites
F.to	Pz	m ²	Kg
30x60	6	1,08	23,5
BRICK 30x60	7	1,26	26,11

palette	pallets	paletts	pallet
F.to	Sc	m ²	Kg
30x60	40	43,2	960
BRICK 30x60	40	50,4	1.064





Laying made by: York Cemento 60,4x60,4

CARATTERISTICHE TECNICHE:

TECHNICAL CHARACTERISTICS / CARACTERISTIQUES TECHNIQUES / TECHNISCHE EIGENSCHAFTEN

PEZZI SPECIALI / Trim Pieces

BATTISCOPA: SBT + COD.



10x60



P.E.I. :



TAUPE	V
CEMENTO	V

SPESSORE :

Thickness



60,4x60,4
10 mm

IMBALLI / Packaging

scatola	boxes	kartons	boites
F.to	Pz	m ²	Kg
60,4x60,4	4	1,46	31,43

palette	pallets	paletts	pallet
F.to	Sc	m ²	Kg
60,4x60,4	32	46,72	1.026




Setting made by: Regolo Beige 21,6x21,6 / 21,6x43,5 / Elemento L Monolitico Regolo Beige



REGOLO

GRIGIO:

BEIGE:



Setting made by: Regolo Grigio 21,6x21,6 / 21,6x43,5

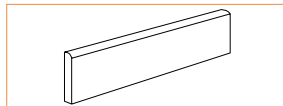
CARATTERISTICHE TECNICHE:

TECHNICAL CHARACTERISTICS / CARACTERISTIQUES TECHNIQUES / TECHNISCHE EIGENSCHAFTEN

PEZZI SPECIALI / Trim Pieces

BATTISCOPA: SBT + COD.

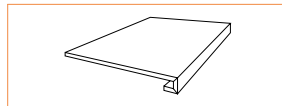
GRADINO: CR + COD.



10,5x43,5



9



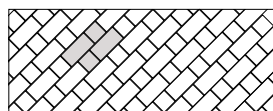
21,6x33+3+3



35

CONSIGLI DI POSA

Suggested Laying



21,6x21,6

33%

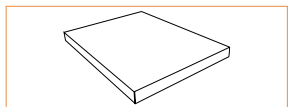
21,6x43,5

67%

*Consigli di posa disponibili a pagina 223

ELEMENTO L MONOLITICO: EL + COD.

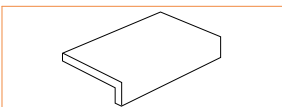
ANGOLO GRADINO: ACR + COD.



21,6x33+3+3



A7



15x30+4



19

P.E.I.:



GRIGIO	V
BEIGE	V

SPESSORE:

Thickness



21,6x43,5
21,6x21,6
9,5 mm

IMBALLI / Packaging

scatola	boxes	kartons	boites
F.to	Pz	m ²	Kg
21,6x43,5	14	1,31	22
21,6x21,6	28	1,31	25,1

palette	pallets	paletts	pallet
F.to	Sc	m ²	Kg
21,6x43,5	56	73,36	1.252
21,6x21,6	60	78,60	1.526



Setting made by: Italian Stones Stelvio 52x52 Antislip **R11** / Elemento L Monolitico Italian Stones Stelvio



ITALIAN STONES



Setting made by: Italian Stones Cervino 21,6x21,6 / 21,6x43,5 / Antislip **R11** / Elemento L Monolitico Italian Stones Cervino

STELVIO:

IMPASTO COLORATO



COD. S52062 Stelvio

52x52 40

COD. S52062A Stelvio Antislip R11


52x52 40

COD. S50062A Stelvio Antislip R11

26x52 44

COD. S26062A Stelvio Antislip R11

26x26 44



COD. S7062 Stelvio Antislip R11

34x34 35



COD. S17062 Stelvio Antislip R11

21,6x43,5 37

COD. S9062 Stelvio Antislip R11

21,6x21,6 37



COD. S10062A Stelvio Antislip R11

30x60 37

CERVINO:

IMPASTO COLORATO



- COD. S52063 Cervino 52x52 40
- COD. S52063A Cervino Antislip R11 52x52 40
- COD. S50063A Cervino Antislip R11 26x52 44
- COD. S26063A Cervino Antislip R11 26x26 44



- COD. S7063 Cervino Antislip R11 34x34 35




- COD. S17063 Cervino Antislip R11 21,6x43,5 37
- COD. S9063 Cervino Antislip R11 21,6x21,6 37



- COD. S10063 Cervino 30x60 37
- COD. S10063A Cervino Antislip R11 30x60 37


BRENTA:

IMPASTO COLORATO



COD. S52060 Brenta

52x52 40




COD. S7060 Brenta Antislip **R11**

34x34 35



Laying made by: Italian Stones Brenta 30x60 Antislip **R11**



COD. S10060A Brenta Antislip **R11**

30x60 37

MONTE BIANCO:



Laying made by: Italian Stones Monte Bianco 30x60 Antislip **R11**



COD. S7064 Monte Bianco Antislip **R11**

34x34 **35**



COD. S17064 Monte Bianco Antislip **R11**

21,6x43,5 **37**

COD. S9064 Monte Bianco Antislip **R11**

21,6x21,6 **37**



COD. S10064 Monte Bianco

30x60 **37**

COD. S10064A Monte Bianco Antislip **R11**

30x60 **37**

MARMOLADA:



Laying made by: Italian Stones Marmolada 21,6x21,6 / 21,6x43,5 Antislip **R11**



COD. S7065 Marmolada Antislip **R11**

34x34 **35**



COD. S17065 Marmolada Antislip **R11**

21,6x43,5 **37**

COD. S9065 Marmolada Antislip **R11**

21,6x21,6 **37**



COD. S10065A Marmolada Antislip **R11**

30x60 **37**

COD. S10065 Marmolada

30x60 **37**



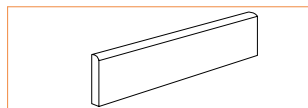
Laying made by: Italian Stones Cervino 30x60 Antislip R11

CARATTERISTICHE TECNICHE:

TECHNICAL CHARACTERISTICS / CARACTERISTIQUES TECHNIQUES / TECHNISCHE EIGENSCHAFTEN

PEZZI SPECIALI / Trim Pieces

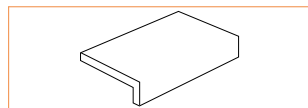
BATTISCOPA: SBT + COD.



10x60
8,6x52
8x34
10,5x43,5



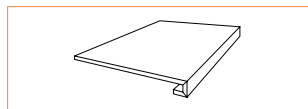
ELEMENTO L MONOLITICO:
EL + COD.



15x30+4



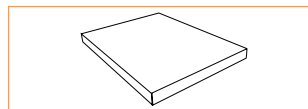
GRADINO: CR + COD.



33x21,6+3+3
33x52+3+3
30x60+3+3



ANGOLO GRADINO: ACR + COD.

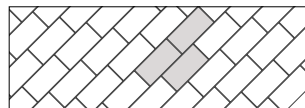


33x21,6+3+3
33x52+3+3
30x60+3+3



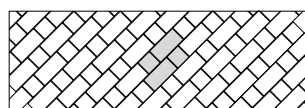
CONSIGLI DI POSA

Suggested Laying



30x60

100%



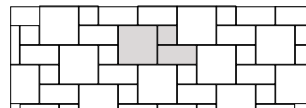
21,6x43,5

67%

21,6x21,6

33%

*Consigli di posa disponibili a pagina 223



52x52

57%

26x52

29%

26x26

14%

P.E.I.:

STELVIO	V
CERVINO	V
BRENTA	IV
MARMOLADA	V
MONTEBIANCO	V



SPESSORE :

Thickness



52x52	26x52	26x26	30x60	34x34	21,6x21,6	21,6x43,5
9,5 mm	9,5 mm	9,5 mm	9,5 mm	8 mm	9,5 mm	9,5 mm

IMBALLI / Packaging

scatola	boxes	kartons	boites
F.to	Pz	m ²	Kg
52x52	4	1,08	22,5
26x52	8	1,09	22,0
26x26	16	1,09	22,0
30x60	6	1,08	23,5
34x34	13	1,50	26,2
21,6x43,5	14	1,31	25,1
21,6x21,6	28	1,31	25,1

palette	pallets	paletts	pallet
F.to	Sc	m ²	Kg
52x52	36	38,9	830
26x52	38	41,4	856
26x26	38	41,4	856
30x60	40	43,2	960
34x34	44	66	1.172
21,6x43,5	56	73,36	1.426
21,6x21,6	60	78,60	1.526



Setting made by: **FLOOR** = Pietre Alpine Barge Cenere 21,6x21,6 / 21,6x43,5 - Antislip **R11** - **WALL** = Pietre Alpine MURETTO T5 Barge grigio 21,6x43,5 - EL Piegato



Setting made by: Pietre Alpine Porfido 21,6x21,6 / 21,6x43,5 - Antislip **R11**

BARGE CENERE:

COLORED BODY




COD. S52887	Barge Cenere	52x52	40
COD. S52887A	Barge Cenere Antislip R11	52x52	40
COD. S50887	Barge Cenere	26x52	44
COD. S50887A	Barge Cenere Antislip R11	26x52	44
COD. S26887	Barge Cenere	26x26	44
COD. S26887A	Barge Cenere Antislip R11	26x26	44
COD. S7067	Barge Cenere Antislip R11	34x34	35

MURETTO T4

21,6 cm

43,5 cm



COLORED BODY

COD. SMU44883T4 Barge Cenere 40




Setting made by: Pietre Alpine Barge Cenere 52x52 / 26x52 / 26x26 Antislip R11

BRICK:

MURETTO BRICK ABBINATO:

60 cm

30 cm



COLORED BODY

COD. SBR10887 Brick Barge Cenere

44



COD. S44887 Barge Cenere Antislip R11* 21,6x43,5 40

COD. S22887 Barge Cenere Antislip R11* 21,6x21,6 40

COD. S10887 Barge Cenere 30x60 40

BARGE BEIGE:

COLORED BODY



COD. S52881	Barge Beige	52x52	40
COD. S52881A	Barge Beige Antislip R11	52x52	40
COD. S50881	Barge Beige	26x52	44
COD. S50881A	Barge Beige Antislip R11	26x52	44
COD. S26881	Barge Beige	26x26	44
COD. S26881A	Barge Beige Antislip R11	26x26	44
COD. S7061	Barge Beige Antislip R11	34x34	35

MURETTO T4

21,6 cm

43,5 cm



COLORED BODY

COD. SMU44881T4 Barge Beige 40



Setting made by: Brick Barge Beige 30x60

BRICK:

MURETTO BRICK ABBINATO:

60 cm

30 cm



COLORED BODY

COD. SBR10881 Brick Barge Beige

44



COD. S44881 Barge Beige Antislip **R11** *

21,6x43,5 40

COD. S10881 Barge Beige

30x60 40

COD. S22881 Barge Beige Antislip **R11** *

21,6x21,6 40

COD. S10881A Barge Beige Antislip **R11**

30x60 40

PORFIDO: COLORED BODY



COD. S10888 Porfido

30x60 40

COLORED BODY



* Bordo Irregolare

COD. S44888 Porfido Antislip **R11** *

21,6x43,5 40


COD. S22888 Porfido Antislip **R11** *

21,6x21,6 40

MURETTO T5

21,6 cm

43,5 cm



COD. SMU44888T5 Porfido

40

43,5 cm



COD. SMU44883T5 Barge Grigio

40

BARGE GRIGIO:

COLORED BODY




COD. S10883 Barge Grigio

30x60 40

COD. S10883A Barge Grigio Antislip **R11**

30x60 40



COLORED BODY

* Bordo Irregolare

COD. S44883 Barge Grigio Antislip **R11** *

21,6x43,5 40

COD. S22883 Barge Grigio Antislip **R11** *

21,6x21,6 40



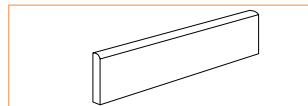
Setting made by: **FLOOR** = Pietre Alpine Barge Beige 21,6x21,6 - 21,6x43,5 Antislip **R11** - **WALL** = Pietre Alpine MURETTO T4 Barge Beige 21,6x43,5 - EL Piegato

CARATTERISTICHE TECNICHE:

TECHNICAL CHARACTERISTICS / CARACTERISTIQUES TECHNIQUES / TECHNISCHE EIGENSCHAFTEN

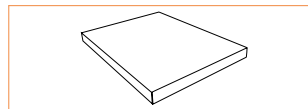
PEZZI SPECIALI / Trim Pieces

BATTISCOPA: SBT + COD.



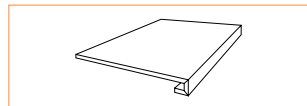
10,5x43,5	15	9
8,6x52	6	9
10x60	14	11
8x34	21	6

ANGOLO GRADINO: ACR + COD.



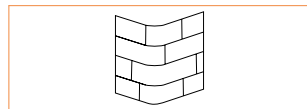
33x21,6+3+3	2	A7
33x52+3+3	2	60
30x60+3+3	2	60

GRADINO: CR + COD.



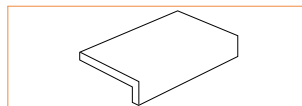
33x21,6+3+3	4	35
33x52+3+3	4	46
30x60+3+3	4	A7

MURETTO L PIEGATO *Per Muretto T4 - T5

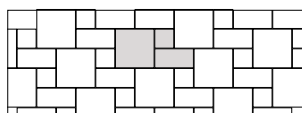


16,5x21,6+4,5	8	19
---------------	---	----

ELEMENTO L MONOLITICO: EL + COD.



15x30+4	8	19
---------	---	----



52x52	57%
26x52	29%
26x26	14%

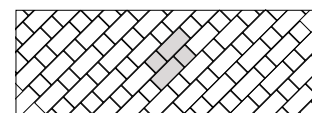
*Consigli di posa disponibili a pagina 223

CONSIGLI DI POSA

Suggested Laying



30x60	100%
-------	------



21,6x43,5	67%
21,6x21,6	33%

P.E.I. :

BARGE BEIGE	V
BARGE CENERE	V
BARGE GRIGIO	V
PORFIDO	V

SPESSORE :

Thickness



52x52	26x52	26x26	30x60	34x34	21,6x21,6	21,6x43,5
9,5 mm	9,5 mm	9,5 mm	9,5 mm	8 mm	9,5 mm	9,5 mm

IMBALLI / Packaging

scatola	boxes	kartons	boites
Fto	Pz	m ²	Kg
52x52	4	1,08	22,5
26x52	8	1,09	22,0
26x26	16	1,09	22,0
34x34	13	1,50	26,2
30x60	6	1,08	22,4
BRICK 30x60	7	1,26	26,11
21,6x43,5	14	1,31	25,1
21,6x21,6	28	1,31	25,1
MURETTO T4 21,6x43,5	11	1,03	17,6
MURETTO T5 21,6x43,5	11	1,03	17,6


palette	pallets	paletts	pallet
Fto	Sc	m ²	Kg
52x52	36	38,9	830
26x52	38	41,4	856
26x26	38	41,4	856
34x34	44	66	1.172
30x60	40	43,2	915
BRICK 30x60	40	50,4	1.064
21,6x43,5	56	73,36	1.426
21,6x21,6	60	78,60	1.526
MURETTO T4 21,6x43,5	56	57,68	1.006
MURETTO T5 21,6x43,5	56	57,68	1.006





TRENTINA

GRIGIO:



COD. S44103A
Grigio Antislip **R11**

37

COD. S22103A
Grigio Antislip **R11**


37

MURETTO:



COD. SMU44103 Muretto Trentina

40



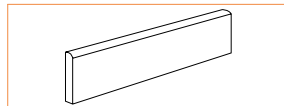
Setting made by: Trentina Grigio 21,6x21,6 - 21,6x43,5

CARATTERISTICHE TECNICHE:

TECHNICAL CHARACTERISTICS / CARACTERISTIQUES TECHNIQUES / TECHNISCHE EIGENSCHAFTEN

PEZZI SPECIALI / Trim Pieces

BATTISCOPA: SBT + COD.

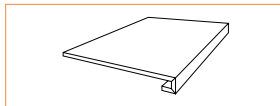


10,5x43,5



9

GRADINO: CR + COD.



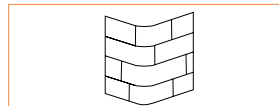
21,6x33+3+3



35

MURETTO L PIEGATO

*Per Muretto Trentina



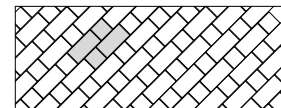
16,5x21,6+4,5



19

CONSIGLI DI POSA

Suggested Laying



21,6x21,6

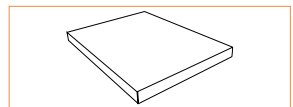
33%

21,6x43,5

67%

*Consigli di posa disponibili a pagina 223

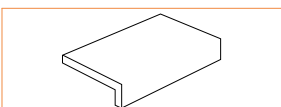
ANGOLO GRADINO: ACR + COD. ELEMENTO L MONOLITICO: EL + COD.



21,6x33+3+3



A7



15x30+4



19

P.E.I.:



GRIGIO

V

SPESSORE:

Thickness



21,6x43,5
21,6x21,6
9,5 mm

IMBALLI / Packaging

scatola	boxes	kartons	boites
F.to	Pz	m ²	Kg
21,6x43,5	14	1,31	22
21,6x21,6	28	1,31	22

palette	pallets	paletts	pallet
F.to	Sc	m ²	Kg
21,6x43,5	56	73,36	1.252
21,6x21,6	60	78,60	1.340





QUARZI



Setting made by: **FLOOR** = Quarzi Beige 21,6x21,6 / 21,6x43,5 - Antislip **R11** / Elemento L Monolitico Quarzi Beige
WALL = Pietre Alpine MURETTO T4 Barge Beige 21,6x43,5

BEIGE:



COD. S52861A Beige Antislip **R11**

52x52 **39**



* Bordo Irregolare

COD. S44861 Beige Antislip **R11** *

21,6x43,5 **37**

COD. S22861 Beige Antislip **R11** *

21,6x21,6 **37**

GRIGIO:



COD. S52863A Grigio Antislip **R11**

52x52 **39**



* Bordo Irregolare

COD. S44863 Grigio Antislip **R11** *

21,6x43,5 **37**

COD. S22863 Grigio Antislip **R11** *

21,6x43,5 **37**



Setting made by: Quarzi Grigio 52x52 Antislip **R11**

CARATTERISTICHE TECNICHE:

TECHNICAL CHARACTERISTICS / CARACTERISTIQUES TECHNIQUES / TECHNISCHE EIGENSCHAFTEN

PEZZI SPECIALI / Trim Pieces

BATTISCOPA: SBT + COD.



10,5x43,5

15 9

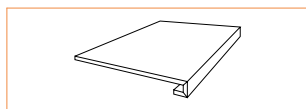
8,6x52

6 9

10x60

13 11

GRADINO: CR + COD.



21,6x33+3+3

4 35

33x52+3+3

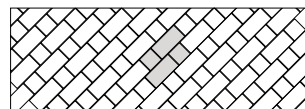
4 46

33x60+3+3

4 A7

CONSIGLI DI POSA

Suggested Laying



21,6x43,5

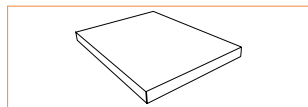
67%

21,6x21,6

33%

*Consigli di posa disponibili a pagina 223

ANGOLO GRADINO: ACR + COD.



21,6x33+3+3

2 A7

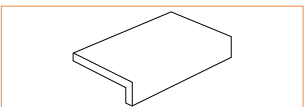
33x52+3+3

2 60

33x60+3+3

2 60

ELEMENTO L MONOLITICO: EL + COD.



15x30+4

8 19

SPESSORE :

Thickness



21,6x43,5	52x52
21,6x21,6	
9,5 mm	9,5 mm

P.E.I. :



GRIGIO	V
BEIGE	V

IMBALLI / Packaging

scatola	boxes	kartons	boites
F.to	Pz	m ²	Kg
52x52	4	1,08	22
21,6x43,5	14	1,31	22
21,6x21,6	28	1,31	22

palette	pallets	paletts	pallet
F.to	Sc	m ²	Kg
52x52	36	38,90	830
21,6x43,5	56	73,36	1.252
21,6x21,6	60	78,60	1.340



Setting made by: Luserna 30x60 - Antislip **R11** / Elemento L Monolitico Luser-
199



LUSERNA



COD. S44109 Luserna Antislip **R11**

21,6x43,5 **39**

COD. S22109 Luserna Antislip **R11**

21,6x21,6 **39**



COD. S10109 Luserna Antislip **R11**

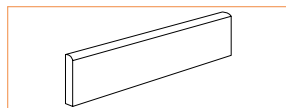
30x60 **39**

CARATTERISTICHE TECNICHE:

TECHNICAL CHARACTERISTICS / CARACTERISTIQUES TECHNIQUES / TECHNISCHE EIGENSCHAFTEN

PEZZI SPECIALI / Trim Pieces

BATTISCOPA: SBT + COD.



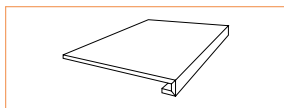
10,5x43,5



10x60



GRADINO: CR + COD.



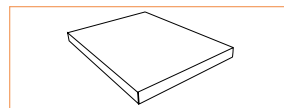
21,6x33+3+3



30x60+3+3



ANGOLO GRADINO: ACR + COD.



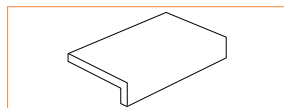
21,6x33+3+3



30x60+3+3



ELEMENTO L MONOLITICO:
EL + COD.



15x30+4



P.E.I.:



LUSERNA V

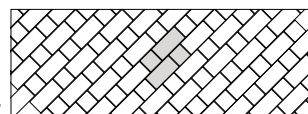
SPESSORE:

Thickness



21,6x43,5	30x60
21,6x21,6	
9,5 mm	9,5 mm

*Consigli di posa disponibili a pagina 223



CONSIGLI DI POSA

Suggested Laying

IMBALLI / Packaging

scatola	boxes	kartons	boites
F.to	Pz	m ²	Kg
21,6x43,5	14	1,31	22
21,6x21,6	28	1,31	22
30x60	6	1,08	21,7


palette	pallets	paletts	pallet
F.to	Sc	m ²	Kg
21,6x43,5	56	73,36	1.252
21,6x21,6	60	78,60	1.340
30x60	40	43,26	888

21,6x43,5 67%
21,6x21,6 33%





PIETRA PUGLIESE



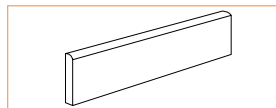
Laying made by: Pietra Pugliese 21,6x21,6 / 21,6x43,5 Antislip **R11**

CARATTERISTICHE TECNICHE:

TECHNICAL CHARACTERISTICS / CARACTERISTIQUES TECHNIQUES / TECHNISCHE EIGENSCHAFTEN

PEZZI SPECIALI / Trim Pieces

BATTISCOPA: SBT + COD.

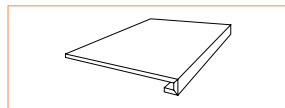


10,5x43,5



9

GRADINO: CR + COD.



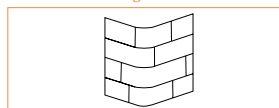
21,6x33+3+3



35

MURETTO L PIEGATO

*Per Muretto P. Pugliese



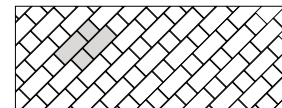
16,5x21,6+4,5



19

CONSIGLI DI POSA

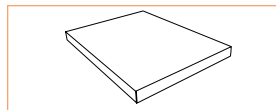
Suggested Laying



21,6x43,5 / 21,6x21,6 67% / 33%

*Consigli di posa disponibili a pagina 223

ANGOLO GRADINO: ACR + COD.

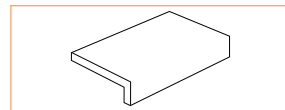


21,6x33+3+3



A7

ELEMENTO L MONOLITICO: EL + COD.



15x30+4



19

P.E.I. :



P. PUGLIESE V

SPESSORE :

Thickness



21,6x43,5
21,6x21,6
9,5 mm

IMBALLI / Packaging

scatola	boxes	kartons	boites
Fto	Pz	m ²	Kg
21,6x43,5	14	1,31	22
21,6x21,6	28	1,31	22

palette	pallets	paletts	pallet
Fto	Sc	m ²	Kg
21,6x43,5	56	73,36	1.252
21,6x21,6	60	78,60	1.340



BIANCO:

* Bordo Irregolare




COD. S44850 Bianco Antislip R10 *

21,6x43,5 38

COD. S22850 Bianco Antislip R10 *

21,6x21,6 38

BEIGE:



COD. S44851 Beige Antislip R10 *

21,6x43,5 38

COD. S22851 Beige Antislip R10 *

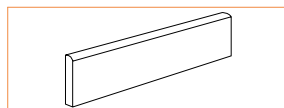
21,6x21,6 38

CARATTERISTICHE TECNICHE:

TECHNICAL CHARACTERISTICS / CARACTERISTIQUES TECHNIQUES / TECHNISCHE EIGENSCHAFTEN

PEZZI SPECIALI / Trim Pieces

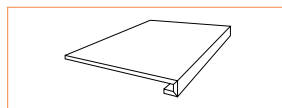
BATTISCOPA: SBT + COD.



10,5x43,5

15 9

GRADINO: CR + COD.

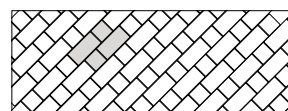


21,6x33+3+3

4 35

CONSIGLI DI POSA

Suggested Laying



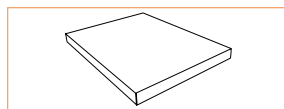
21,6x21,6

33%

21,6x43,5

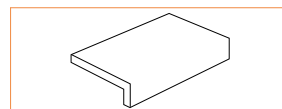
67%

ANGOLO GRADINO: ACR + COD.



21,6x33+3+3

2 17

ELEMENTO L MONOLITICO:
EL + COD.


15x30+4

8 19

*Consigli di posa disponibili a pagina 223

P.E.I.:



BIANCO	V
BEIGE	V

SPESSORE:

Thickness



21,6x43,5
21,6x21,6
9,5 mm

IMBALLI / Packaging

scatola	boxes	kartons	boites
F.to	Pz	m ²	Kg
21,6x43,5	14	1,31	24
21,6x21,6	28	1,31	24

palette	pallets	paletts	pallet
F.to	Sc	m ²	Kg
21,6x43,5	56	73,36	1.364
21,6x21,6	60	78,60	1.460






LIMBURG BLEUE



Setting made by: Limburg Bleue 60x60 **Spessorato 2cm**

LIMBURG BLEUE:




COD. S60160SP2 Limburg Bleue Antislip **R11** **A7**


COD. SR60160SP2 Limburg Bleue Antislip **R11** **50**

Rettificato

BRICK:




COD. SBR10160 Brick Limburg Bleue **44**



COD. S60160 Limburg Bleue **43**


COD. S60160A Limburg Bleue Antislip **R11** **95**

COLORED BODY



COD. SR8160 Limburg Bleue Rettificato

46



Setting made by: Brick Limburg Bleue 30x60



Setting made by: Limburg Bleue 80x80 Rettificato



Setting made by: Limburg Bleue 60,4x60,4

METODI DI POSA:



SPESORE 2CM

WAYS OF INSTALLATION - MODES D'UTILISATION - VERLEGESYSTEMS

POSA SU ERBA




INSTALLATION ONTO GRASS - POSE SUR GAZON - VERLEGUNG AUF GRAS

FACILITA' DI POSA

EASY INSTALLATION

POSA SU GHIAIA




INSTALLATION ONTO GRAVEL - POSE SUR GRAVIER - VERLEGUNG AUF KIES



INGELIVO

RESISTANT TO FROST

POSA SOPRAELEVATA



RAISED INSTALLATION - POSE SUR PLOT - AUFGESETZTE VERLEGUNG

PASSAGGIO DI TUBI E CAVI

PASSAGE OF PIPES AND CABLES

POSA A COLLA



ADHESIVE INSTALLATION - POSE PAR COLLAGE - VERLEGUNG MIT KLEBER

SUPERFICIE CARRABILE

CARRIAGEABLE SURFACE



MATERIALE RIUTILIZZABILE

MATERIAL CAN BE REPLACED



INATTACABILE DAL SALE

RESISTANT TO CORROSION FROM SALT



FACILE DRENAGGIO DELL'ACQUA

EASY DRAINAGE OF WATER



NON ASSORBE MACCHIE

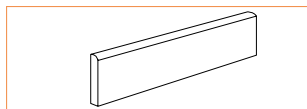
INABSORBENT TO SPOTS

CARATTERISTICHE TECNICHE:

TECHNICAL CHARACTERISTICS / CARACTERISTIQUES TECHNIQUES / TECHNISCHE EIGENSCHAFTEN

PEZZI SPECIALI / Trim Pieces

BATTISCOPA: SBT + COD.



10x60

13

11

P.E.I.:





LIMBURG BLEUE

IV

SPESORE:

Thickness



60x60 Spessorato	60,4x60,4
	
20 mm	10 mm


IMBALLI / Packaging

scatola	boxes	kartons	boites
F.to	Pz	m ²	Kg
80x80	2	1,28	28,01
60,4x60,4	4	1,46	27,10
BRICK 30x60	7	1,26	27,4
60x60 SPESSORATO	2	0,72	31,7

palette	pallets	paletts	pallet
F.to	Sc	m ²	Kg
80x80	40	51,2	1.140
60,4x60,4	32	46,72	887
BRICK 30x60	40	50,4	1.116
60x60 SPESSORATO	32	23,0	1.035




NERO:



COD. S52160 Nero


44

GRIGIO:



COD. S52163 Grigio

44



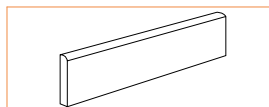
Laying made by: Pierre Bleue Nero 52x52

CARATTERISTICHE TECNICHE:

TECHNICAL CHARACTERISTICS / CARACTERISTIQUES TECHNIQUES / TECHNISCHE EIGENSCHAFTEN

PEZZI SPECIALI / Trim Pieces

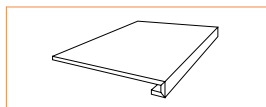
BATTISCOPA: SBT + COD.



8,6x52

6 9

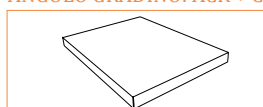
GRADINO: CR + COD.



33x52+3+3

4 46

ANGOLO GRADINO: ACR + COD.



33x52+3+3

4 60

P.E.I.:



GRIGIO	IV
NERO	IV

SPESSORE:

Thickness



52x52
9,5 mm

IMBALLI / Packaging

scatola	boxes	kartons	boites
F.to	Pz	m ²	Kg
52x52	4	1,08	22,5

palette	pallets	paletts	pallet
F.to	Sc	m ²	Kg
52x52	36	38,9	830





SLATE



Setting made by: **FLOOR** = Slate Bianco 46x46 - **WALL** = MOSAICO Slate Nero 34x34

BIANCO:

46 cm



COD. S8589 Bianco

95




COD. S10589 Bianco

COD. S10589A Bianco Antislip R11



COD. SQ7589 Bianco

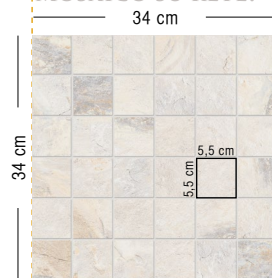
90



COD. S7589 Bianco

42

MOSAICO SU RETE:



COD. SFO7589 Bianco

6

27

Laying made by: Slate Bianco 34x34




SHADE VARIATION = V4




Setting made by: Slate Bianco 46x46

NERO:




COD. S8580 Nero

95



COD. SQ7580 Nero


90



COD. S7580 Nero

42

MOSAICO SU RETE:




COD. SFO7580 Nero

6

27

Laying made by: Slate Nero 34x34



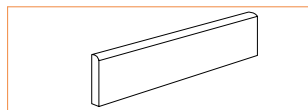
SHADE VARIATION = V4

CARATTERISTICHE TECNICHE:

TECHNICAL CHARACTERISTICS / CARACTERISTIQUES TECHNIQUES / TECHNISCHE EIGENSCHAFTEN

PEZZI SPECIALI / Trim Pieces

BATTISCOPA: SBT + COD.

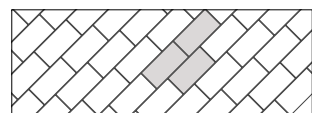


8x34
10x46
10x60



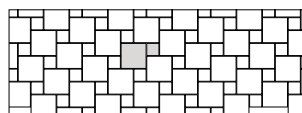
CONSIGLI DI POSA

Suggested Laying



30x60 100%

*Consigli di posa disponibili a pagina 223



34x34 80%
17x17 20%

P.E.I.:



BIANCO	V
NERO	IV

SPESORE:

Thickness



30x60	46x46	34x34	17x17
9,5 mm	9 mm	8 mm	8 mm

IMBALLI / Packaging

scatola	boxes	kartons	boites
F.to	Pz	m ²	Kg
46x46	6	1,27	24,0
34x34	13	1,50	26,0
17x17	44	1,27	22,7
30x60	7	1,26	26,1

palette	pallets	paletts	pallet
F.to	Sc	m ²	Kg
46x46	48	60,9	1.172
34x34	44	66,0	1.164
17x17	60	76,0	1.382
30x60	40	50,4	1.064






CARRARA



Setting made by: Carrara **ESAGONA Nero / Bianco**

BIANCO:




COD. S10250 Bianco

41



COD.
SR25250
Bianco Rettificato

45



COD.
SR24250
Bianco Rettificato


46

MOSAICO ESAGONA su rete 30x30: * 12 pz su rete



COD. SFO7250
Mosaico Esagona Bianco


6 32



COD. S60250ESA Bianco

46

NERO:



COD. S10259 Nero

41



COD.
SR25259
Nero Rettificato


45



COD.
SR24259
Nero Rettificato


46

MOSAICO ESAGONA su rete 30x30: * 12 pz su rete



COD. SFO7259
Mosaico Esagona Nero

6 32




COD. S60259ESA Nero

46



Setting made by: Carrara **ESAGONA** Nero / Bianco



Setting made by: Carrara 15x30 Bianco / Nero



Setting made by: **FLOOR** = Carrara 30x60 Bianco - **WALL** = Carrara **MOSAICO ESAGONA** Bianco / Nero





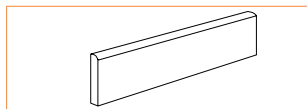
Setting made by: **FLOOR** = Carrara **ESAGONA Nero** - **WALL** = Carrara **30x60 Bianco**

CARATTERISTICHE TECNICHE:

TECHNICAL CHARACTERISTICS / CARACTERISTIQUES TECHNIQUES / TECHNISCHE EIGENSCHAFTEN

PEZZI SPECIALI / Trim Pieces

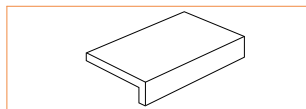
BATTISCOPA: SBT + COD.



7,5x60



ELEMENTO L INCOLLATO:
EL + COD.

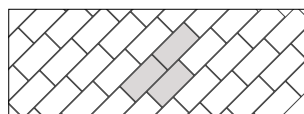


15x60+5



CONSIGLI DI POSA

Suggested Laying



30x60 100%

*Consigli di posa disponibili a pagina 223

P.E.I.:



BIANCO	V
NERO	IV

SPESSORE:

Thickness



30x60	15x30	15x10	Mosaico	Esagona
9,5 mm	9,5 mm	9,5 mm	9,5 mm	10 mm

IMBALLI / Packaging

scatola	boxes	kartons	boites
F.to	Pz	m ²	Kg
30x60	7	1,26	26,10
ESAGONA	4	0,94	22

palette	pallets	paletts	pallet
F.to	Sc	m ²	Kg
30x60	40	50,4	1.064
ESAGONA	36	33,70	795





Setting made by: Calacatta Oro 52x52 / Calacatta Decoro Oro 52x52 / Battiscopa Calacatta Oro

ORO:

52 cm




COD. S52171 Oro

42

DECORO ORO 4 PEZZI:

52 cm



COD. S52171D2 Oro



44

DECORO GRIGIO 4 PEZZI:

52 cm




COD. S52170D2 Grigio



44

GRIGIO:

52 cm



COD. S52170 Grigio

42



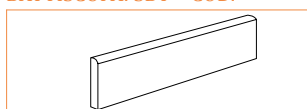
Laying made by: Calacatta Oro 52x52

CARATTERISTICHE TECNICHE:

TECHNICAL CHARACTERISTICS / CARACTERISTIQUES TECHNIQUES / TECHNISCHE EIGENSCHAFTEN

PEZZI SPECIALI / Trim Pieces

BATTISCOPA: SBT + COD.



8,6x52



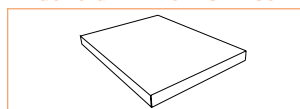
GRADINO: CR + COD.



33x52+3+3



ANGOLO GRADINO: ACR + COD.



33x52+3+3



P.E.I.:



ORO	IV
GRIGIO	IV

SPESSORE:

Thickness



52x52
9,5 mm

IMBALLI / Packaging

scatola	boxes	kartons	boites
F.to	Pz	m ²	Kg
52x52	4	1,08	23

palette	pallets	paletts	pallet
F.to	Sc	m ²	Kg
52x52	36	39	848





Setting made by: Marfil Beige 52x52 / Marfil Decoro Beige 52x52

BEIGE:

52 cm



COD. S52172 Beige

42

DECORO BEIGE 4 PEZZI:

52 cm



COD. S52172D2 Beige



44

DECORO GRIGIO 4 PEZZI:

52 cm




COD. S52173D2 Grigio



44

GRIGIO:

52 cm



COD. S52173 Grigio

42



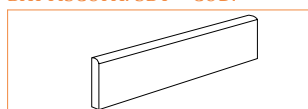
Setting made by: Marfil Grigio 52x52

CARATTERISTICHE TECNICHE:

TECHNICAL CHARACTERISTICS / CARACTERISTIQUES TECHNIQUES / TECHNISCHE EIGENSCHAPEN

PEZZI SPECIALI / Trim Pieces

BATTISCOPA: SBT + COD.



8,6x52

6 9

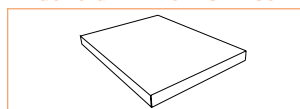
GRADINO: CR + COD.



33x52+3+3

4 46

ANGOLO GRADINO: ACR + COD.



33x52+3+3

2 60

P.E.I.:



BEIGE	IV
GRIGIO	IV

SPESSORE :

Thickness



52x52
9,5 mm


IMBALLI / Packaging

scatola	boxes	kartons	boites
F.to	Pz	m ²	Kg
52x52	4	1,08	23

palette	pallets	paletts	pallet
F.to	Sc	m ²	Kg
52x52	36	39	848



CREMA:



COD. S52174 Crema

42

DECORO CREMA 4 PEZZI:



COD. S52174D2 Crema



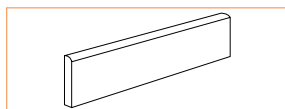
44

CARATTERISTICHE TECNICHE:

TECHNICAL CHARACTERISTICS / CARACTERISTIQUES TECHNIQUES / TECHNISCHE EIGENSCHAFTEN

PEZZI SPECIALI / Trim Pieces

BATTISCOPA: SBT + COD.

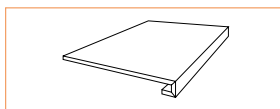


8,6x52



9

GRADINO: CR + COD.

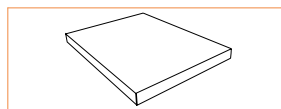


33x52+3+3



46

ANGOLO GRADINO: ACR + COD.



33x52+3+3



60

P.E.I.:

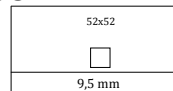


CREMA

IV

SPESSORE:

Thickness



IMBALLI / Packaging

scatola	boxes	kartons	boites
F.to	Pz	m ²	Kg
52x52	4	1,08	23

palette	pallets	paletts	pallet
F.to	Sc	m ²	Kg
52x52	36	39	848





Setting made by: Marmor Grigio 52x52

BEIGE

52 cm




COD. S52301 Beige

40

GRIGIO:

52 cm



COD. S52303 Grigio

40

CARATTERISTICHE TECNICHE:

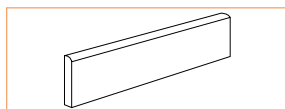
TECHNICAL CHARACTERISTICS / CARACTERISTIQUES TECHNIQUES / TECHNISCHE EIGENSCHAFTEN

PEZZI SPECIALI / Trim Pieces

BATTISCOPA: SBT + COD.

GRADINO: CR + COD.

ANGOLO GRADINO: ACR + COD.

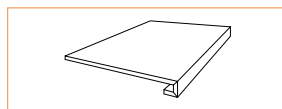


8,6x52



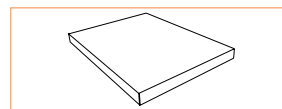
9

33x52+3+3



46

33x52+3+3



60

P.E.I.:



BEIGE	IV
GRIGIO	IV

SPESSORE:

Thickness



52x52
9,5 mm


IMBALLI / Packaging

scatola	boxes	kartons	boites
F.to	Pz	m ²	Kg
52x52	4	1,08	22,5

palette	pallets	paletts	pallet
F.to	Sc	m ²	Kg
52x52	36	38,88	830



GRIGIO:



COD. S8503 Grigio

38


BIANCO:



COD. S8500 Bianco

38

BEIGE:



COD. S8501 Beige

38



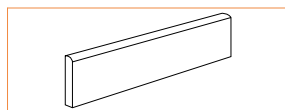
Setting made by: Lustri Bianco 46x46 / Grigio 46x46

CARATTERISTICHE TECNICHE:

TECHNICAL CHARACTERISTICS / CARACTERISTIQUES TECHNIQUES / TECHNISCHE EIGENSCHAFTEN

PEZZI SPECIALI / Trim Pieces

BATTISCOPA: SBT + COD.

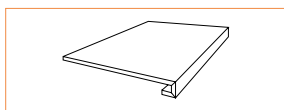


10x46

15

9

GRADINO: CR + COD.

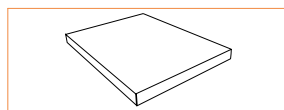


33x46+3+3

4

99

ANGOLO GRADINO: ACR + COD.



33x46+3+3

2

60

P.E.I.:



BIANCO	IV
BEIGE	IV
GRIGIO	IV

SPESSORE:

Thickness



46x46
9 mm

IMBALLI / Packaging

scatola	boxes	kartons	boîtes
F.to	Pz	m ²	Kg
46x46	6	1,27	25

palette	pallets	paletts	pallet
F.to	Sc	m ²	Kg
46x46	48	61,0	1.220



GOLD:

ALMOND:



COD. S4627 Gold

46x46 39



COD. S4626 Almond

46x46 39

CARATTERISTICHE TECNICHE:

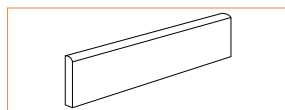
TECHNICAL CHARACTERISTICS / CARACTERISTIQUES TECHNIQUES / TECHNISCHE EIGENSCHAFTEN

PEZZI SPECIALI / Trim Pieces

BATTISCOPA: SBT + COD.

GRADINO: CR + COD.

ANGOLO GRADINO: ACR + COD.

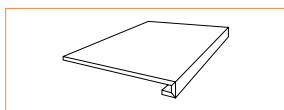


10x46

15

9

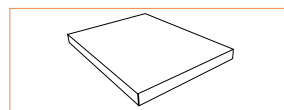
33x46+3+3



4

99

33x46+3+3



2

60

P.E.I.:



GOLD	IV
ALMOND	IV

SPESSORE:

Thickness



46x46
9 mm


IMBALLI / Packaging

scatola	boxes	kartons	boîtes
F.to	Pz	m ²	Kg
46x46	6	1,27	25

palette	pallets	paletts	pallet
F.to	Sc	m ²	Kg
46x46	48	61,0	1.220




CORALLO:



COD. S4623 Corallo

39


ROSA:



COD. S4624 Rosa

39


BEIGE:



COD. S4622 Beige

39

DECORI:




COD. SFA620 Fascia Floreale

6 27

COD. SAF620 Angolo Fascia Floreale

4 20



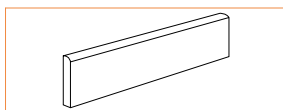
Laying made by:
Taormina Corallo 46x46 / Fascia Floreale 7x46

CARATTERISTICHE TECNICHE:

TECHNICAL CHARACTERISTICS / CARACTERISTIQUES TECHNIQUES / TECHNISCHE EIGENSCHAFTEN

PEZZI SPECIALI / Trim Pieces

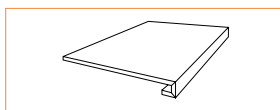
BATTISCOPA: SBT + COD.



10x46

15 9

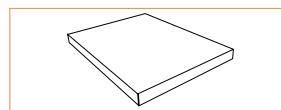
GRADINO: CR + COD.



33x46+3+3

4 99

ANGOLO GRADINO: ACR + COD.



33x46+3+3

2 60

P.E.I.:



BEIGE	IV
ROSA	IV
CORALLO	IV

SPESSORE:

Thickness



46x46
9 mm

IMBALLI / Packaging

scatola	boxes	kartons	boîtes
F.to	Pz	m ²	Kg
46x46	6	1,27	24

palette	pallets	paletts	pallet
F.to	Sc	m ²	Kg
46x46	48	61,0	1.172



BEIGE:

AVORIO:



COD. S8091 Beige

46x46 39



COD. S8090 Avorio

46x46 39

CARATTERISTICHE TECNICHE:

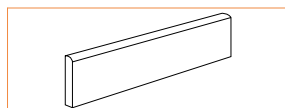
TECHNICAL CHARACTERISTICS / CARACTERISTIQUES TECHNIQUES / TECHNISCHE EIGENSCHAFTEN

PEZZI SPECIALI / Trim Pieces

BATTISCOPA: SBT + COD.

GRADINO: CR + COD.

ANGOLO GRADINO: ACR + COD.

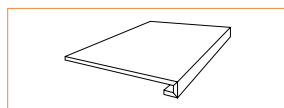


10x46

15

9

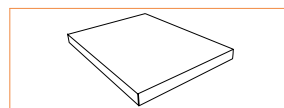
33x46+3+3



4

99

33x46+3+3



2

60

P.E.I.:



BEIGE	IV
AVORIO	IV

SPESSORE:

Thickness



46x46
9 mm

IMBALLI / Packaging


scatola	boxes	kartons	boîtes
F.to	Pz	m ²	Kg
46x46	6	1,27	24

palette	pallets	paletts	pallet
F.to	Sc	m ²	Kg
46x46	48	61,0	1.172

BLACK:

80 cm

40 cm



COD. SR80120 Black Rettificato

99

COD. SLR80120 Black Lappato Rettificato


39x79

A6

SILVER:

80 cm

40 cm



COD. SR80124 Silver Rettificato

99

COD. SLR80124 Silver Lappato Rettificato


39x79

A6

ALMOND:

80 cm

40 cm



COD. SR80129 Almond Rettificato

99

COD. SLR80129 Almond Lappato Rettificato

39x79

A6

MOSAICO 5x5 su base 30x30:**BLACK:**

30 cm

30 cm



COD. SFO7120

6

27

BROWN:

30 cm

30 cm



COD. SFO7128

6

27

SILVER:

30 cm

30 cm



COD. SFO7124


6

27

GREY:

30 cm

30 cm



COD. SFO7123

6

27

ALMOND:

30 cm

30 cm



COD. SFO7129


6

27

BROWN:

80 cm

40 cm



COD. SR80128 Brown Rettificato

99

COD. SLR80128 Brown Lappato Rettificato


39x79

A6

GREY:

80 cm

40 cm



COD. SR80123 Grey Rettificato

99

COD. SLR80123 Grey Lappato Rettificat


39x79

A6




Setting made by: Krea Almond 39x79 Lappato Rettificato

BLACK:




COD. S10120 Black 42
COD. SLR10120 Black Lap.+ Rettificato 29x59 A6

BROWN:




COD. S10128 Brown 42
COD. SLR10128 Brown Lap.+ Rettificato 29x59 A6

SILVER:



COD. S10124 Silver 42
COD. SLR10124 Silver Lap.+ Rettificato 29x59 A6

GREY:



COD. S10123 Grey 42
COD. SLR10123 Grey Lap.+ Rettificato 29x59 A6



Setting made by: **FLOOR** = Krea Brown 30x60
WALL = Krea Almond 30x60 / Mosaico Brown 5x5

ALMOND:



COD. S10129 Almond 42
COD. SLR10129 Almond Lap.+ Rettificato 29x59 A6



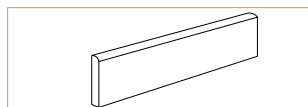
Setting made by: Krea Black 30x60

CARATTERISTICHE TECNICHE:

TECHNICAL CHARACTERISTICS / CARACTERISTIQUES TECHNIQUES / TECHNISCHE EIGENSCHAFTEN

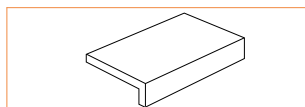
PEZZI SPECIALI / Trim Pieces

BATTISCOPA: SBT + COD.



7,5x60 6 11

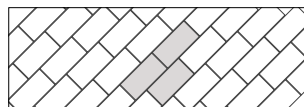
ELEMENTO L INCOLLATO:
EL + COD.



15x60+5 4 42

CONSIGLI DI POSA

Suggested Laying



30x60 100%

*Consigli di posa disponibili a pagina 223

P.E.I.:

BLACK	IV
BROWN	IV
SILVER	V
GREY	V
ALMOND	V

SPESSORE:

Thickness

30x60	40x80
9,5 mm	10 mm

IMBALLI / Packaging

scatola	boxes	kartons	boites
F.to	Pz	m ²	Kg
40x80	3	0,96	24
39x79 LAPP.+RETT.	3	0,92	22
30x60	6	1,08	23,5
29x59 LAPP.+RETT.	6	1,03	22

palette	pallets	paletts	pallet
F.to	Sc	m ²	Kg
40x80	60	57,6	1.460
39x79 LAPP.+RETT.	60	55,2	1.340
30x60	40	43,2	960
29x59 LAPP.+RETT.	40	41,2	900



Setting made by: Lambrecchie Modenesi Cotto 21,6x21,6 / 21,6x43,5 - Antislip **R11**

LAMBRECCHIE MODENESI






Setting made by: Lambrecchie Modenesi Ocra 21,6x21,6 / 21,6x43,5 - Antislip **R11**




Setting made by: *Lambrecchie Modenesi Cotto* 21,6x43,5

COTTO:

OCRA:

				
COD. S44533 38	COD. S17533 38		COD. S44537 38	COD. S17537 38
COD. S44533A Antislip R11 39	COD. S17533A 39 Antislip R11		COD. S44537A Antislip R11 39	COD. S17537A 39 Antislip R11



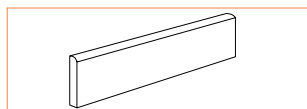
Laying made by: Lambrecchie Modenesi Cotto 21,6x21,6 / 21,6x43,5

CARATTERISTICHE TECNICHE:

TECHNICAL CHARACTERISTICS / CARACTERISTIQUES TECHNIQUES / TECHNISCHE EIGENSCHAFTEN

PEZZI SPECIALI / Trim Pieces

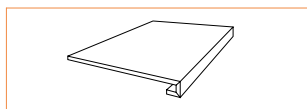
BATTISCOPA: SBT + COD.



10,5x43,5



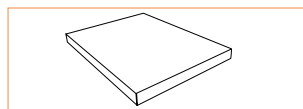
GRADINO: CR + COD.



21,6x33+3+3



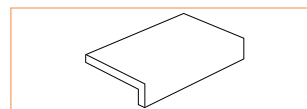
ANGOLO GRADINO: ACR + COD.



21,6x33+3+3



ELEMENTO L MONOLITICO:
EL + COD.



15x30+4



P.E.I.:



COTTO	V
OCRA	V

SPESSORE:

Thickness



21,6x43,5
21,6x21,6
9,5 mm

IMBALLI / Packaging

scatola	boxes	kartons	boites
F.to	Pz	m ²	Kg
21,6x43,5	14	1,31	22
21,6x21,6	28	1,31	25

palette	pallets	paletts	pallet
F.to	Sc	m ²	Kg
21,6x43,5	56	73,36	1.252
21,6x21,6	60	78,60	1.540



Setting made by: Cotti del Sole Emiliano 30x60

UMBRO:



EMILIANO:



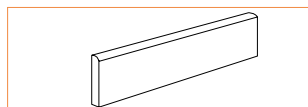
Laying made by: Cotti del Sole Umbro 30x60

CARATTERISTICHE TECNICHE:

TECHNICAL CHARACTERISTICS / CARACTERISTIQUES TECHNIQUES / TECHNISCHE EIGENSCHAFTEN

PEZZI SPECIALI / Trim Pieces

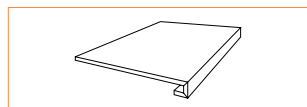
BATTISCOPA: SBT + COD.



7,5x60
8x30

6 11
21 6

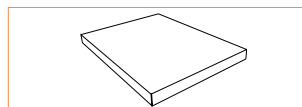
GRADINO: CR + COD.



30x60+3+3

4 A7

ANGOLO GRADINO: ACR + COD.



30x60+3+3

4 60

P.E.I.:



UMBRO	V
EMILIANO	V

SPESSORE:

Thickness



30x60	46x46
9,5 mm	9 mm

IMBALLI / Packaging

scatola	boxes	kartons	boites
F.to	Pz	m ²	Kg
30x60	7	1,26	26,1

palette	pallets	paletts	pallet
F.to	Sc	m ²	Kg
30x60	40	50,40	1.064



COTTO:



COD. S3303 Cotto

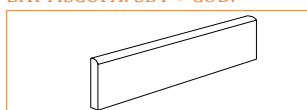
34x34 38

CARATTERISTICHE TECNICHE:

TECHNICAL CHARACTERISTICS / CARACTERISTIQUES TECHNIQUES / TECHNISCHE EIGENSCHAFTEN

PEZZI SPECIALI / Trim Pieces

BATTISCOPA: SBT + COD.



8x34

21 6

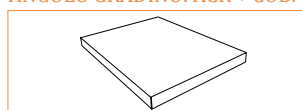
GRADINO: CR + COD.



34x34+3+3

4 43

ANGOLO GRADINO: ACR + COD.



34x34+3+3

2 50

P.E.I.:



SPESORE:

Thickness



COTTO V

34x34
9,5 mm

IMBALLI / Packaging

scatola	boxes	kartons	boites
Fto	Pz	m ²	Kg
34x34	13	1,50	27,4

palette	pallets	paletts	pallet
Fto	Sc	m ²	Kg
34x34	42	63	1.170



TERRE TOSCANE



Setting made by: Terre Toscane Beige Antislip **R11** 34x34 - Murales Mattone 23x46

BEIGE:



COD. S9412 Beige

34x34 37

COD. S9412A Beige Antislip **R11**

34x34 38

ROSA:



COD. S9414 Rosa

34x34 37

COD. S9414A Rosa Antislip **R11**

34x34 38


COD. SRE9414 Rosa

17x34 42



Setting made by: Terre Toscane Rosa Antislip **R11** 34x34

CUOIO:



COD. S9410 Cotto

34x34 37



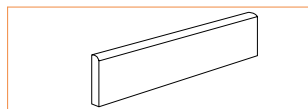
Setting made by: Terre Toscane Cotto 34x34

CARATTERISTICHE TECNICHE:

TECHNICAL CHARACTERISTICS / CARACTERISTIQUES TECHNIQUES / TECHNISCHE EIGENSCHAFTEN

PEZZI SPECIALI / Trim Pieces

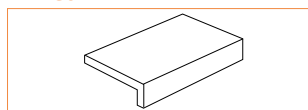
BATTISCOPA: SBT + COD.



8x34

21 6

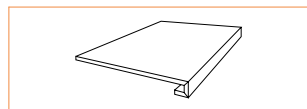
ELEMENTO L INCOLLATO:
EL + COD.



34x17+5

12 24

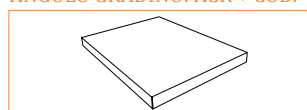
GRADINO: CR + COD.



34x34+3+3

4 A7

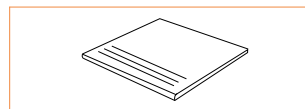
ANGOLO GRADINO: ACR + COD.



34x34+3+3

2 60

SCALINO: SC + COD.



34x34

14 20


P.E.I.:



COTTO	V
ROSA	V
BEIGE	V

CONSIGLI DI POSA

Suggested Laying



34x34
17x17

80%
20%

*Consigli di posa disponibili a pagina 223

SPESSORE:

Thickness



34x34
9 mm



IMBALLI / Packaging

scatola	boxes	kartons	boites
Fto	Pz	m ²	Kg
34x34	13	1,50	27,40

palette	pallets	paletts	pallet
Fto	Sc	m ²	Kg
34x34	42	63	1.170



COTTO:



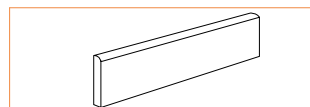
Laying made by: Midì Cotto 46x46

CARATTERISTICHE TECNICHE:

TECHNICAL CHARACTERISTICS / CARACTERISTIQUES TECHNIQUES / TECHNISCHE EIGENSCHAFTEN

PEZZI SPECIALI / Trim Pieces

BATTISCOPA: SBT + COD.



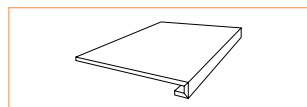
8x34

10x46

21 6

15 9

GRADINO: CR + COD.



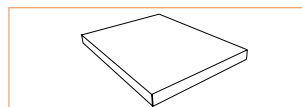
34x34+3+3

33x46+3+3

4 43

4 99

ANGOLO GRADINO: ACR + COD.



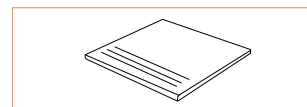
34x34+3+3

33x46+3+3

2 50

2 60

SCALINO: SC + COD.



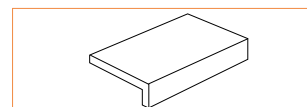
34x34

46x46

14 20

7 37

ELEMENTO L INCOLLATO:
EL + COD.



34x17+5

46x23+5

12 24

6 37

P.E.I.:



COTTO	V
AMBRA	V

SPESSORE:

Thickness

46x46	34x34
9 mm	8 mm

IMBALLI / Packaging

scatola	boxes	kartons	boites
F.to	Pz	m ²	Kg
34x34	15	1,75	27,5
46x46	6	1,27	24

palette	pallets	paletts	pallet
F.to	Sc	m ²	Kg
34x34	40	70	1.120
46x46	48	61	1.172



CUOIO:



COD. S2580 Cuoio *

25x25 41


ROSATO:



COD. S2584 Rosato *

25x25 41


ABBINAMENTO VIETRI *Serie "Cotto Mediterraneo":



COD. SDTV259 6 22
Decoro Tappeto Vietri *

COD. SDFV259 6 22
Decoro Fascia Vietri *

COD. SDAV259 6 22
Decoro Angolo Fascia Vietri *



COD. SDVT259 Tozzetto Vietri * 6 19

COD. SLDV259 Listello Vietri * 8 19

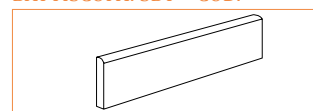
* Bordo Irregolare

CARATTERISTICHE TECNICHE:

TECHNICAL CHARACTERISTICS / CARACTERISTIQUES TECHNIQUES / TECHNISCHE EIGENSCHAFTEN

PEZZI SPECIALI / Trim Pieces

BATTISCOPA: SBT + COD.



8x25

20 6

IMBALLI / Packaging

scatola	boxes	kartons	boites
F.to	Pz	m ²	Kg
25x25	16	1	20,45

P.E.I.:



ROSATO	V
CUOIO	V

SPESSORE:

Thickness



25x25
9,2 mm

palette	pallets	paletts	pallet
F.to	Sc	m ²	Kg
25x25	60	60	1.247



CUOIO:



COD. S2073 Cuoio *

25x25 41

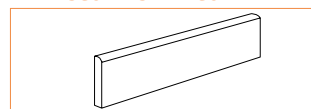
* Bordo Irregolare

CARATTERISTICHE TECNICHE:

TECHNICAL CHARACTERISTICS / CARACTERISTIQUES TECHNIQUES / TECHNISCHE EIGENSCHAFTEN

PEZZI SPECIALI / Trim Pieces

BATTISCOPA: SBT + COD.



8x25



P.E.I. :



CUOIO

V

SPESSORE :

Thickness



25x25
9,2 cm

IMBALLI / Packaging

scatola	boxes	kartons	boites
F.to	Pz	m ²	Kg
25x25	16	1	20,45

palette	pallets	paletts	pallet
F.to	Sc	m ²	Kg
25x25	60	60	1.247



TARASCON:



COD. S99TARASCON *

25x25

38

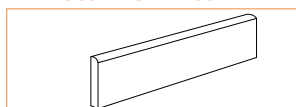
* Bordo Irregolare

CARATTERISTICHE TECNICHE:

TECHNICAL CHARACTERISTICS / CARACTERISTIQUES TECHNIQUES / TECHNISCHE EIGENSCHAFTEN

PEZZI SPECIALI / Trim Pieces

BATTISCOPA: SBT + COD.



8x25



P.E.I. :



TARASCON V

SPESSORE :

Thickness



25x25
9,2 cm

IMBALLI / Packaging

scatola	boxes	kartons	boites
F.to	Pz	m ²	Kg
25x25	18	1,13	23,5

palette	pallets	paletts	pallet
F.to	Sc	m ²	Kg
25x25	36	40,68	866

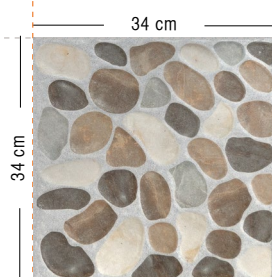


Setting made by: Combi Stone Quarzite 34x34
163




Setting made by: Combi Stone 34x34

STONE:



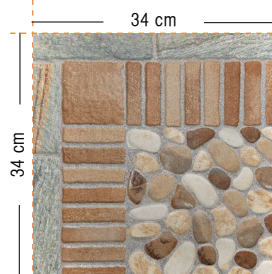
COD. S7815 Stone 34

WOOD GRIGIO:



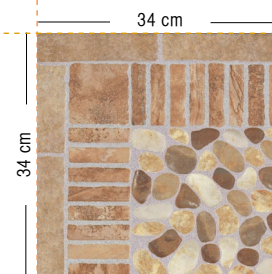
COD. S7813 Wood Grigio 34

STONE QUARZITE:



COD. S7811 Stone Quarzite 34

STONE COTTO:



COD. S7812 Stone Cotto 34



Setting made by: Combi Wood Grigio 34x34

CARATTERISTICHE TECNICHE:

TECHNICAL CHARACTERISTICS / CARACTERISTIQUES TECHNIQUES / TECHNISCHE EIGENSCHAFTEN

P.E.I.:



STONE	V
WOOD GRIGIO	V
STONE QUARZITE	V
STONE COTTO	V

SPESSORE:

Thickness



34x34
8,5 mm

IMBALLI / Packaging

scatola	boxes	kartons	boites
Fto	Pz	m ²	Kg
34x34	12	1,38	25

palette	pallets	paletts	pallet
Fto	Sc	m ²	Kg
34x34	44	60,72	1.120




Setting made by: Frammenti di Quarzite Coda Pavone Quarzo/Grigio 34x34
165

FRAMMENTI DI QUARZITE

CODA PAVONE:

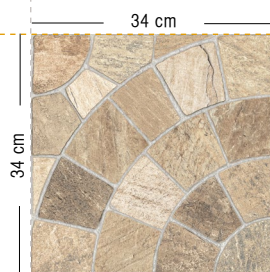
PORFIDO:



COD. S7748
Porfido

34

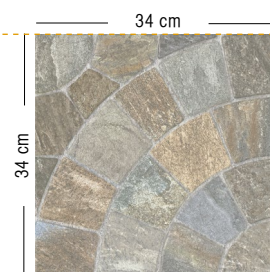
BEIGE:



COD. S7741
Beige

34

QUARZO/GRIGIO:




COD. S7743
Quarzo / Grigio

34

Laying made by: Frammenti di Quarzite Coda Pavone Porfido 34x34

FRAMMENTI:


BEIGE:



COD. S7751
Beige

34

QUARZO/GRIGIO:



COD. S7753
Quarzo / Grigio

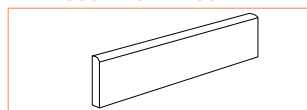
34

CARATTERISTICHE TECNICHE:

TECHNICAL CHARACTERISTICS / CARACTERISTIQUES TECHNIQUES / TECHNISCHE EIGENSCHAFTEN

PEZZI SPECIALI / Trim Pieces

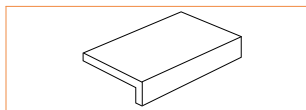
BATTISCOPA: SBT + COD.



8x34
*Su Frammenti

21 6

ELEMENTO L INCOLLATO:
EL + COD.



34x17+5
*Su Frammenti

12 24

P.E.I.:



PORFIDO	V
BEIGE	V
QUARZO/GRIGIO	V

SPESSORE:

Thickness



34x34
8,5 mm

IMBALLI / Packaging

scatola	boxes	kartons	boites
Fto	Pz	m ²	Kg
34x34	13	1,50	25

palette	pallets	paletts	pallet
Fto	Sc	m ²	Kg
34x34	44	66	1.120



Setting made by: **FLOOR** = Pavè Cenere 34x34 / **WALL** = Pietre Alpine MURETTO T5 Barge grigio 21,6x43,5
167



Setting made by: Pavè Pugliese 34x34



Setting made by: Pavè Grigio 34x34

CARATTERISTICHE TECNICHE:

TECHNICAL CHARACTERISTICS / CARACTERISTIQUES TECHNIQUES / TECHNISCHE EIGENSCHAFTEN

P.E.I. :



PORFIDO	V
BEIGE	V
PUGLIESE	V
CENERE	V
GRIGIO	V

SPESSORE :

Thickness



34x34
8,5 mm

IMBALLI / Packaging

scatola	boxes	kartons	boites
Fto	Pz	m ²	Kg
34x34	12	1,38	26

palette	pallets	paletts	pallet
Fto	Sc	m ²	Kg
34x34	44	60,7	1.164



* **CONSIGLIATO** Stuccatura epossidica delle fughe.




Setting made by: Miramare Cotto Tozzetto in Tinta 34x34

TOZZETTO IN TINTA:

COTTO:

34 cm



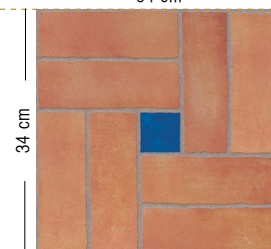
COD. S7563 Cotto
Tozzetto in Tinta

29

TOZZETTO BLU:

COTTO:

34 cm



COD. S7553 Cotto
Tozzetto Blu

34



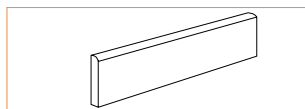
Setting made by: Miramare Cotto Tozzetto Blu 34x34

CARATTERISTICHE TECNICHE:

TECHNICAL CHARACTERISTICS / CARACTERISTIQUES TECHNIQUES / TECHNISCHE EIGENSCHAFTEN

PEZZI SPECIALI / Trim Pieces

BATTISCOPA: SBT + COD.



8x34

21

6

IMBALLI / Packaging

scatola	boxes	kartons	boites
Fto	Pz	m ²	Kg
34x34	13	1,50	27,4

P.E.I. :



COTTO TZ TINTA	V
COTTO TZ BLU	V

SPESSORE :

Thickness



34x34
9 mm

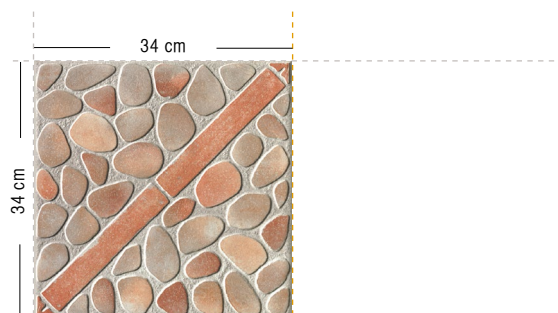
palette	pallets	paletts	pallet
Fto	Sc	m ²	Kg
34x34	42	63	1.170

PERGOLATO



Setting made by: Pergolato Rosso 34x34


ROSSO:



COD. S3585 Rosso R10

34

CONSIGLIO DI POSA:



Laying made by: Pergolato Rosso 34x34

CARATTERISTICHE TECNICHE:

TECHNICAL CHARACTERISTICS / CARACTERISTIQUES TECHNIQUES / TECHNISCHE EIGENSCHAFTEN

P.E.I. :



COTTO

V

SPESSORE :

Thickness



34x34



8,5 mm

IMBALLI / Packaging


scatola	boxes	kartons	boites
F.to	Pz	m ²	Kg
34x34	13	1,50	25

palette	pallets	paletts	pallet
F.to	Sc	m ²	Kg
34x34	44	66	1.120



Setting made by: Sestino Senese Cotto 34x34

COTTO:



COD. S3580 Cotto R10

34

CONSIGLIO DI POSA:



Laying made by: Sestino Senese Cotto 34x34

CARATTERISTICHE TECNICHE:

TECHNICAL CHARACTERISTICS / CARACTERISTIQUES TECHNIQUES / TECHNISCHE EIGENSCHAFTEN

P.E.I. :



COTTO V

SPESSORE :

Thickness



34x34
8,5 mm

IMBALLI / Packaging


scatola	boxes	kartons	boites
Fto	Pz	m ²	Kg
34x34	13	1,50	25

palette	pallets	paletts	pallet
Fto	Sc	m ²	Kg
34x34	44	66	1.120




Setting made by: **RIVESTIMENTO** = Rinascimento Grey 30x60 - **PAVIMENTO** = Innova 52x52 Taupe
173

GREY:




COD.S10293 Grey

COBALTO:



COD.S10296 Cobalto

MULTICOLOR:



COD.S1029MIX Multicolor



Setting made by: Rinascimento Cobalto 30x60




Setting made by: Rinascimento Multicolor 30x60

CARATTERISTICHE TECNICHE:


TECHNICAL CHARACTERISTICS / CARACTERISTIQUES TECHNIQUES / TECHNISCHE EIGENSCHAFTEN

* Pavimento abbinato:

MULTICOLOR + serie "LOFT - Bianco"



GREY + serie "INNOVA - Taupe"



COBALTO + serie "INNOVA - Ecrû"




SPESSORE :

Thickness



GREY + serie "DOMUS - Cenere"



COBALTO + serie "WOODLANDS - White"



serie "MEMORY - Bianco"



IMBALLI / Packaging

scatola	boxes	kartons	boites
Fto	Pz	m ²	Kg
30x60	6	1,08	23,5

palette	pallets	paletts	pallet
Fto	Sc	m ²	Kg
30x60	40	43,2	960






Setting made by: Brick Loft Cemento 30x60 - Loft Cemento 30x60

CITY PARIGI:

60 cm



COD. SBR10206 Brick City Parigi

44




Setting made by:

FLOOR = City Berlino 52x52

WALL = Brick City Parigi 30x60

LOFT CEMENTO:

60 cm




COD. SBR10032 Brick Loft Cemento

44

LOFT BIANCO:

60 cm



COD. SBR10030 Brick Loft Grigio

44

KENAY GREY:

60 cm




COD. SBR10953 Brick Kenay Grey

44

KENAY ALMOND:

60 cm



COD. SBR10959 Brick Kenay Almond

44



Setting made by:

Brick Kenay Almond 30x60



AVANA MIX:

60 cm




COD. SBR1004 Brick Avana Mix

44

AVANA BEIGE:

60 cm




COD. SBR10041 Brick Avana Beige

44

BARGE CENERE:

60 cm



COD. SBR10887 Brick Barge Cenere

44

BARGE BEIGE:

60 cm



COD. SBR10881 Brick Barge Beige


44

Setting made by:

Brick Barge Beige 30x60

LIMBURG BLEUE:

60 cm




COD. SBR10160 Brick Limburg Bleue

44

BIANCO:

60 cm




COD. SBR10110 Brick Bianco

44



Setting made by: Brick Limburg Bleue 30x60



Setting made by: Brick Barge Cenere 30x60

CARATTERISTICHE TECNICHE:

TECHNICAL CHARACTERISTICS / CARACTERISTIQUES TECHNIQUES / TECHNISCHE EIGENSCHAFTEN

SPESSORE :

Thickness



IMBALLI / Packaging

scatola	boxes	kartons	boites
F.to	Pz	m ²	Kg
BRICK 30x60	7	1,26	26,1

palette	pallets	paletts	pallet
F.to	Sc	m ²	Kg
BRICK 30x60	40	50,4	1.064




Setting made by: Gran Sasso Bianco 21,6x43,5
179

GRIGIO:

BIANCO:

COTTO:



COD. S17233 Grigio

42



COD. S17230 Bianco

42



COD. S17238 Cotto

42



Setting made by: Gran Sasso Grigio 21,6x43,5

CARATTERISTICHE TECNICHE:


TECHNICAL CHARACTERISTICS / CARACTERISTIQUES TECHNIQUES / TECHNISCHE EIGENSCHAFTEN

* 5 Tamponi Strutturati con diverse grafiche in Digitale

5 structured moulds with multiple different digital screens

SPESORE :

Thickness



IMBALLI / Packaging

scatola	boxes	kartons	boites
Fto	Pz	m ²	Kg
21,6x43,5	11	1,03	17,60

palette	pallets	paletts	pallet
Fto	Sc	m ²	Kg
21,6x43,5	56	57,68	1.006



Setting made by: Antichi Borghi Trentino 23x46
181




ANTICHI BORGHI

TRENTINO:


EMILIANO:

SICILIANO:




COD. S8664 Trentino

44




COD. S8660 Emiliano

44




COD. S8662 Siciliano

44




COD. S9664 Trentino

45



COD. S9660 Emiliano

45



COD. S9662 Siciliano

45



Setting made by: Antichi Borghi Siciliano 23x46

CARATTERISTICHE TECNICHE:

TECHNICAL CHARACTERISTICS / CARACTERISTIQUES TECHNIQUES / TECHNISCHE EIGENSCHAFTEN

SPESSORE :

Thickness



46x46	23x46
11 mm	11 mm

IMBALLI / Packaging

* **CONSIGLIATO** Stucco CERCOL
F15 CERSTUC

Manhattan con aggiunta di sabbia di fiume

scatola	boxes	kartons	boites
F.to	Pz	m ²	Kg
46x46	5	1,06	26
23x46	10	1,06	26


palette	pallets	paletts	pallet
F.to	Sc	m ²	Kg
46x46	48	50,88	1.268
23x46	36	38,16	956



BIANCO:


BEIGE:

DORATO:




COD. S8700 Bianco

44



COD. S8701 Beige

44



COD. S8702 Dorato

44




COD. S9700 Bianco

45



COD. S9701 Beige

45



COD. S9702 Dorato

45

*** CONSIGLIATO Stucco CERCOL**
BEIGE e DORATO: F15 CERSTUC
 2/3 Bianco 1/3 Bahama Beige
 con aggiunta di sabbia di fiume
BIANCO: F15 CERSTUC
 80% Bianco 10% Manhattan 10%
 Bahama Beige
 con aggiunta di sabbia di fiume

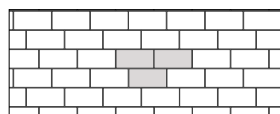


Setting made by: **WALL** = Soluzioni D'Interno Bianco 23x46 - **FLOOR** = Loft Bianco 52x52

CARATTERISTICHE TECNICHE:

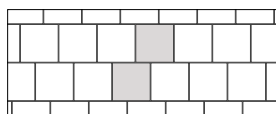
TECHNICAL CHARACTERISTICS / CARACTERISTIQUES TECHNIQUES / TECHNISCHE EIGENSCHAFTEN

CONSIGLI DI POSA / Suggested Laying



23x46

100%



46x46

100%

IMBALLI / Packaging

*Consigli di posa disponibili a pagina 223

SPESORE :

Thickness



46x46	23x46
11 mm	11 mm

scatola	boxes	kartons	boites
F.to	Pz	m ²	Kg
46x46	5	1,06	26
23x46	10	1,06	26

palette	pallets	paletts	pallet
F.to	Sc	m ²	Kg
46x46	48	50,88	1.268
23x46	36	38,16	956




Setting made by: Soluzioni D'Arredo Nero 15x46



Setting made by: Soluzioni D'Arredo Bianco 15x46

MURETTO 1


BIANCO:



COD. S16620 Bianco

42


BEIGE:



COD. S16622 Beige

42


ANTRACITE:



COD. S16623 Antracite

42


GARGANO:



COD. S16624 Gargano

42


NOCE:



COD. S16621 Noce

42

NERO:




COD. S16625 Nero

42

MURETTO 2


BEIGE:



COD. S16631 Beige

42

OCRA:



COD. S16637 Ocra

42

GRIGIO:



COD. S16632 Grigio

42

MURETTO 3

ALMOND:



COD. S6632 Almond

45

NOCE:



COD. S6631 Noce

45

ANTRACITE:



COD. S6633 Antracite

45

CARATTERISTICHE TECNICHE:

TECHNICAL CHARACTERISTICS / CARACTERISTIQUES TECHNIQUES / TECHNISCHE EIGENSCHAFTEN

SPESSORE :

Thickness



15x46	23x46
9 mm	9 mm

IMBALLI / Packaging

scatola	boxes	kartons	boites
F.to	Pz	m ²	Kg
15x46	15	1,07	25
23x46	12	1,27	24

palette	pallets	paletts	pallet
F.to	Sc	m ²	Kg
15x46	44	47,08	1.115
23x46	36	45,72	884



Setting made by: Architettura Bianco 21,6x43,5




Setting made by: **WALL** = Architettura Cemento 21,6x43,5 / **FLOOR** = Loft Antracite 52x52



Setting made by: **WALL** = Architettura Beige 21,6x43,5

FLOOR = Avana Beige 30x60 - 15x60

BIANCO:



COD. SMU44920T2 Bianco

42


BEIGE:



COD. SMU44921T2 Beige

42

CEMENTO:



COD. SMU44922T2 Cemento

42

CARATTERISTICHE TECNICHE:

TECHNICAL CHARACTERISTICS / CARACTERISTIQUES TECHNIQUES / TECHNISCHE EIGENSCHAFTEN

SPESSORE :

Thickness



21,6x43,5
9 mm

IMBALLI / Packaging

scatola	boxes	kartons	boîtes
Fto	Pz	m ²	Kg
21,6x43,5	13	1,26	29,5

palette	pallets	paletts	pallet
Fto	Sc	m ²	Kg
21,6x43,5	56	70,56	1.672



Setting made by: Pietre Alpine Barge Beige 21,6x21,6 - 21,6x43,5 / Pietre Alpine Barge Beige Muretto T4 21,6x43,5 - Muretto L Piegato
189

MURETTO T4

BARGE CENERE:

43,5 cm



COD. SMU44887T4 Barge Ceneri

40

BARGE BEIGE:

43,5 cm



COD. SMU44881T4 Barge Beige

40

MURETTO T5

PORFIDO:

43,5 cm



COD. SMU44888T5 Porfido

40

BARGE GRIGIO:

43,5 cm



COD. SMU44883T5 Barge Grigio


40

PIETRA PUGLIESE

TRENTINA

MURETTO T5

43,5 cm




COD. SMU44881T5

Muretto P. Pugliese

40

43,5 cm



COD. SMU44103 Muretto Trentina

40



Setting made by: Pietra Pugliese Muretto T5 21,6x43,5



Setting made by: **WALL** = Trentina Muretto T5 21,6x43,5
FLOOR = Trentina 52x52

CARATTERISTICHE TECNICHE:

TECHNICAL CHARACTERISTICS / CARACTERISTIQUES TECHNIQUES / TECHNISCHE EIGENSCHAFTEN

SPESSORE :

Thickness



PEZZI SPECIALI / Trim Pieces

MURETTO L PIEGATO



16,5x21,6+4,5

8 19


IMBALLI / Packaging

scatola	boxes	kartons	boites
Fto	Pz	m ²	Kg
MURETTO 21,6x43,5	11	1,03	17,6

palette	pallets	paletts	pallet
Fto	Sc	m ²	Kg
MURETTO 21,6x43,5	56	57,68	1.006




MATTONE:



COD. S2335 Mattone

42

BIANCO



COD. S2330 Bianco

42



Setting made by: Murales Bianco 23x46

CARATTERISTICHE TECNICHE:

TECHNICAL CHARACTERISTICS / CARACTERISTIQUES TECHNIQUES / TECHNISCHE EIGENSCHAFTEN

SPESSORE :

Thickness



23x46
9 mm

IMBALLI / Packaging

scatola	boxes	kartons	boîtes
F.to	Pz	m ²	Kg
23x46	13	1,37	23,6


palette	pallets	paletts	pallet
F.to	Sc	m ²	Kg
23x46	36	49,32	871



MURETTO CON FUGA T1

BIANCO LUCIDO:

43,5 cm




COD. SMU44040T1 Bianco Lucido

44

AZZURRO

43,5 cm



COD. SMU44044T1 Azzurro

44

LILLA

43,5 cm




COD. SMU44041T1 Lilla

44

MURETTO SENZA FUGA T2

BIANCO LUCIDO:

43,5 cm




COD. SMU44040T2 Bianco Lucido

90

AZZURRO

43,5 cm




COD. SMU44044T2 Azzurro

90

FONDO ABBINATO

BIANCO LUCIDO:

43,5 cm



COD. S44040 Bianco Lucido

41

AZZURRO

43,5 cm



COD. S44044 Azzurro

41

LILLA

43,5 cm



COD. S44041 Lilla

41

CARATTERISTICHE TECNICHE:

TECHNICAL CHARACTERISTICS / CARACTERISTIQUES TECHNIQUES / TECHNISCHE EIGENSCHAFTEN

SPESSORE :

Thickness



MURETTO CON FUGA 22x44	MURETTO SENZA FUGA 22x44	FONDO 22x44
9 mm	11 mm	9 mm

IMBALLI / Packaging

scatola	boxes	kartons	boîtes
F.to	Pz	m ²	Kg
MURETTO T1	13	1,26	21,5
MURETTO T2	10	0,94	16,06
FONDO 22x44	14	1,31	22,0

palette	pallets	paletts	pallet
F.to	Sc	m ²	Kg
MURETTO T1	56	70,56	1.224
MURETTO T2	56	52,64	920
FONDO 22x44	56	73,36	1.252



Setting made by: **WALL** = Azuolejo Decori Mix 21,6x43,5 / Costiera Fondo Bianco 21,6x43,5 - **FLOOR** = Antiche Riggiole Napoletane Acquamarina 34x34
195

DECORI MIX:



Setting made by: Azulejo Decor Mix 21,6x43,5



Setting made by:
WALL = Azulejo Decor Mix 21,6x43,5 - FLOOR = Antiche Rigirole Napoletane Zaffiro 34x34

CARATTERISTICHE TECNICHE:

TECHNICAL CHARACTERISTICS / CARACTERISTIQUES TECHNIQUES / TECHNISCHE EIGENSCHAFTEN

SPESSORE :

Thickness

21,6x43,5
9,5 mm

IMBALLI / Packaging

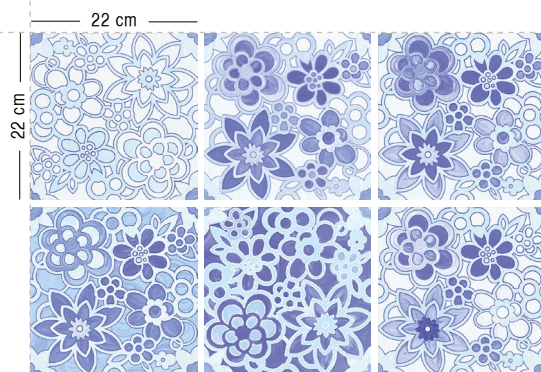
scatola	boxes	kartons	boites
F.to	Pz	m ²	Kg
21,6x43,5	14	1,31	22,40

palette	pallets	paletts	pallet
F.to	Sc	m ²	Kg
22x44	56	73,36	1.275



Setting made by: **WALL** = Anacapri Mix 22x22 - Anacapri Bianco 22x22 / **FLOOR** = Cotto Mediterraneo Blu Mediterraneo 34x34
197

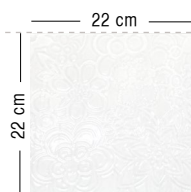
DECORI MIX:



COD. S214Mix Decor Mix

43

BIANCO:



COD. S2140 Bianco

41


FASCIA:



COD. SFA214 Mix

12

DECORATO:



COD. S7140 Decorato

43



Setting made by:
FLOOR = Anacapri Mix 22x22
WALL = Avana Beige 20x120



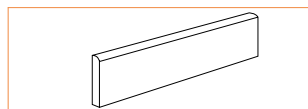
Setting made by: Anacapri Decorato 33,3x33,3

CARATTERISTICHE TECNICHE:

TECHNICAL CHARACTERISTICS / CARACTERISTIQUES TECHNIQUES / TECHNISCHE EIGENSCHAFTEN

PEZZI SPECIALI / Trim Pieces

BATTISCOPA: SBT + COD.



8x33,3

21 6

IMBALLI / Packaging

P.E.I.:



BIANCO	IV
MIX DECORATI	IV
DECORATO	IV

SPESSORE:

Thickness

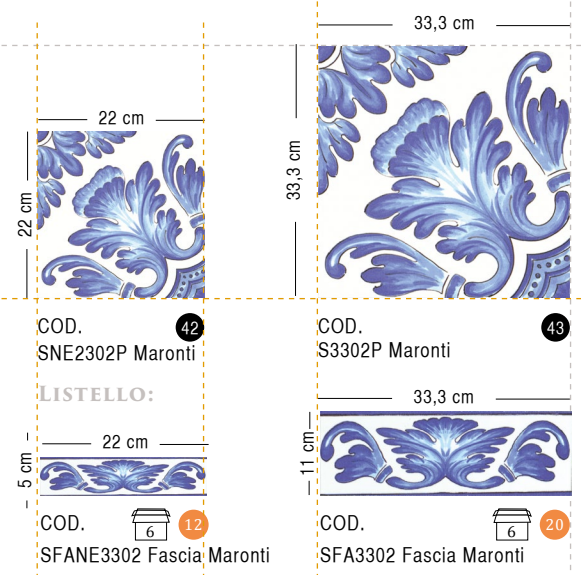
33,3x33,3	22x22
9 mm	7 mm

scatola	boxes	kartons	boites
F.to	Pz	m ²	Kg
33,3x33,3	12	1,33	26,50
22x22	35	1,75	23,40

palette	pallets	paletts	pallet
F.to	Sc	m ²	Kg
33,3x33,3	42	55,86	1.133
22x22	60	105,00	1.424



ROSONE 4 PEZZI:



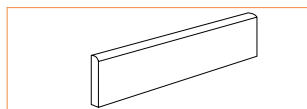
Setting made by: Maronti 33,3x33,3

CARATTERISTICHE TECNICHE:

TECHNICAL CHARACTERISTICS / CARACTERISTIQUES TECHNIQUES / TECHNISCHE EIGENSCHAFTEN

PEZZI SPECIALI / Trim Pieces

BATTISCOPA: SBT + COD. *Serie Cotto Mediterraneo



8x33,3



IMBALLI / Packaging

P.E.I. :



MARONTI IV

SPESORE :

Thickness

33,3x33,3	22x22
9 mm	7 mm

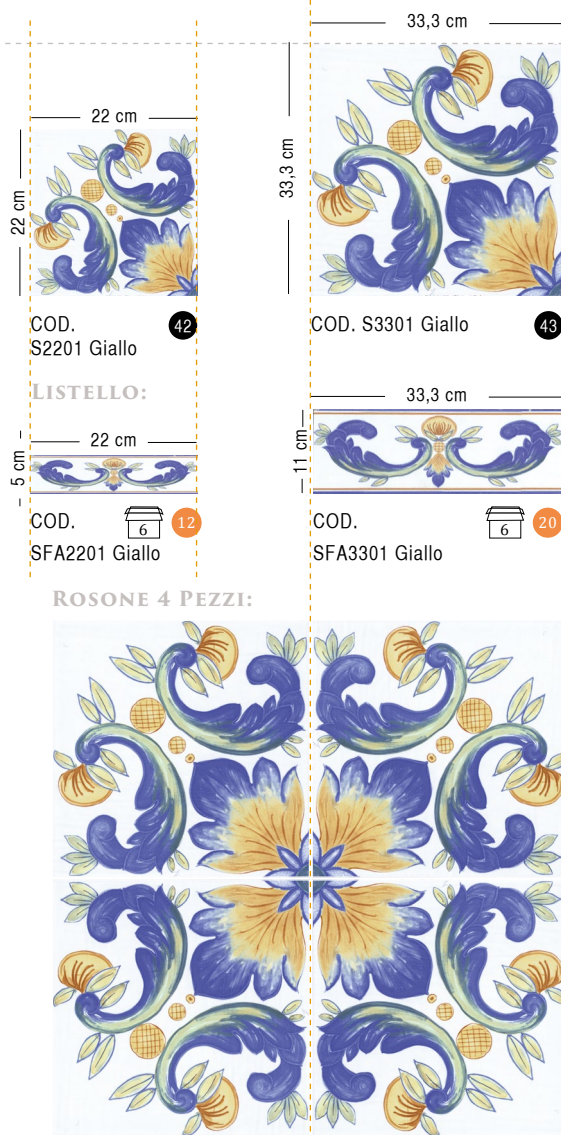
scatola	boxes	kartons	boites
F.to	Pz	m ²	Kg
33,3x33,3	12	1,33	26,50
22x22	35	1,75	23,40

palette	pallets	paletts	pallet
F.to	Sc	m ²	Kg
33,3x33,3	42	55,86	1.133
22x22	60	105,00	1.424





Setting made by: Capri Giallo 22x22 - Cotto Mediterraneo Blu Mediterraneo 22x22

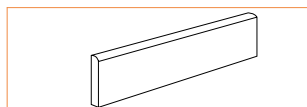


CARATTERISTICHE TECNICHE:

TECHNICAL CHARACTERISTICS / CARACTERISTIQUES TECHNIQUES / TECHNISCHE EIGENSCHAFTEN

PEZZI SPECIALI / Trim Pieces

BATTISCOPA: SBT + COD. *Serie Cotto Mediterraneo



8x33,3



IMBALLI / Packaging

P.E.I.:



MARONTI IV

SPESORE:

Thickness

33,3x33,3	22x22
9 mm	7 mm

scatola	boxes	kartons	boites
Fto	Pz	m ²	Kg
33,3x33,3	12	1,33	26,50
22x22	35	1,75	23,40

palette	pallets	paletts	pallet
Fto	Sc	m ²	Kg
33,3x33,3	42	55,86	1.133
22x22	60	105,00	1.424




Setting made by: Maioliche Vesuviane Bianco 46x46 - Blu 11x46 - Bianco 11x11 - Tozzetto Alicudi 11x11
203

BIANCO:

BLU:

VERDE:



CARATTERISTICHE TECNICHE:

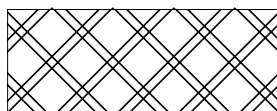
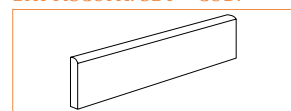
TECHNICAL CHARACTERISTICS / CARACTERISTIQUES TECHNIQUES / TECHNISCHE EIGENSCHAFTEN

PEZZI SPECIALI / Trim Pieces

CONSIGLI DI POSA

Suggested Laying

BATTISCOPA: SBT + COD.



P.E.I. :



BIANCO	IV
BLU	IV
VERDE	IV

SPESSORE :



46x46
10 mm

IMBALLI / Packaging

*Consigli di posa disponibili a pagina 223

scatola	boxes	kartons	boites
F.to	Pz	m ²	Kg
46x46	5	1,06	22
11x46	19	1,00	19
11x11	76	0,92	20

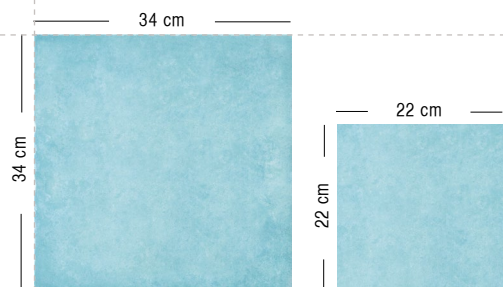
palette	pallets	paletts	pallet
F.to	Sc	m ²	Kg
46x46	48	51,0	1.076
11x46	48	48	932
11x11	60	55,2	1.210



Setting made by: Antiche Riggiole Napoletane Posillipo 34x34 / Fascia Posillipo 17x34 / Acquamarina 34x34

ANTICHE RIGGIOLE NAPOLETANE

ACQUAMARINA:



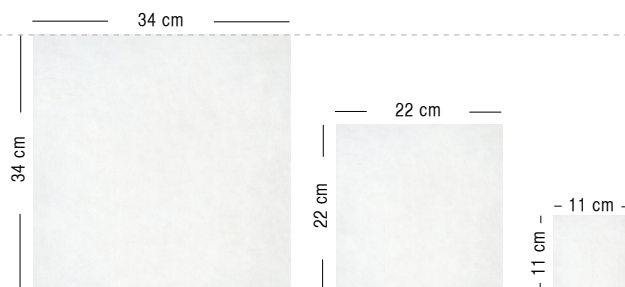
COD. S3596
Acquamarina

43

COD. S2396
Acquamarina

41

PERLA:



COD. S3590 Perla

43

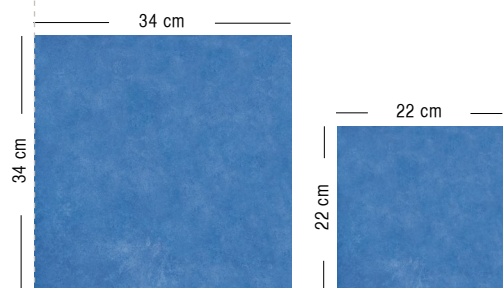
COD. S2390
Perla

41

COD. S1290
Perla

90

ZAFFIRO:



COD. S3599 Zaffiro

43

COD. S2399
Zaffiro

41

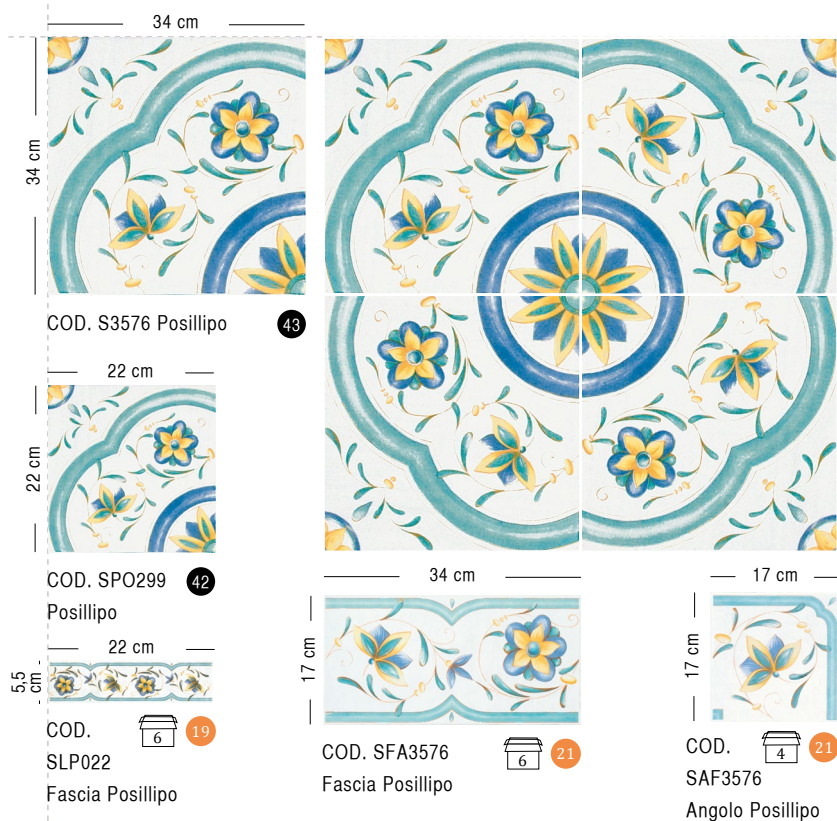


WALL = Ant. Rigg. Napoletane Perla 11x11 / Listello Margellina 6,8x22 / Zaffiro 22x22
FLOOR = Ant. Rigg. Napoletane Perla 22x22 / Zaffiro 22x22



WALL = Ant. Rigg. Napoletane Acquamarina 22x22 / Listello Marechiaro 6,8x22 / Perla 22x22
FLOOR = Ant. Rigg. Napoletane Acquamarina 34x34 / Fascia + Angolo Marechiaro 11x34 / Perla 22x22

POSILLIPO:



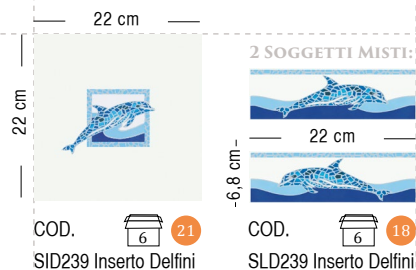
Setting made by: Antiche Riggiole Napoletane Posillipo 34x34
Fascia Posillipo 17x34 / Acquamarina 34x34

SANTA CHIARA:

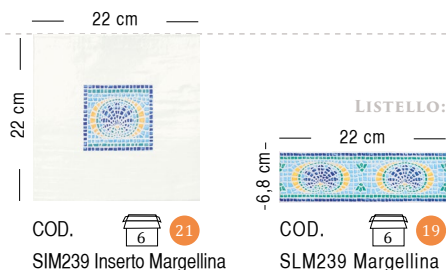


Setting made by: Antiche Riggiole Napoletane Santa Chiara 34x34 / Acquamarina 34x34
Fascia Santa Chiara 11x34

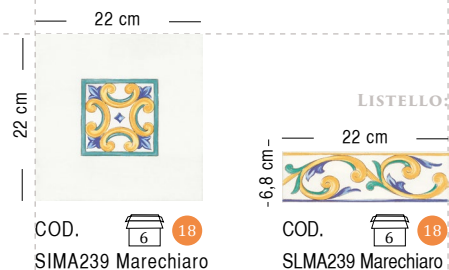
DELFINI:



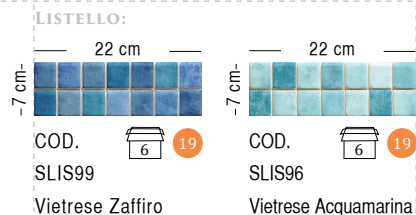
MARGELLINA:



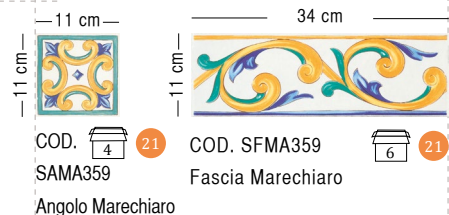
MARECHIARO:




VIETRESE:



CARRACCILO:



META PERLA:



Setting made by: Antiche Riggiole Napoletane Zaffiro 22x22/ Perla 22x22 / Listello Margellina 6,8x22

CARATTERISTICHE TECNICHE:

TECHNICAL CHARACTERISTICS / CARACTERISTIQUES TECHNIQUES / TECHNISCHE EIGENSCHAFEN

BATTISCOPA: SBT + COD.	TORELLO: STOR39 + COD.	SIGARO: SSIG239 + COD.	ANGOLO TORELLO: SATR39 + COD.	ANGOLO SIGARO: SASG239 + COD.	ANGOLO SPECCHIO: SASP9 + COD.
8x34 21 6	5x22 6 17	2,5x22 6 17	2,5x5 6 20	2,5x2,5 6 20	2,5x2,5 6 20

P.E.I.:



PERLA	IV
ACQUAMARINA	IV
ZAFFIRO	IV

SPESSORE:

Thickness



34x34	22x22	11x11
9 mm	7 mm	7 mm

IMBALLI / Packaging

scatola	boxes	kartons	boîtes
F.to	Pz	m²	Kg
34x34	12	1,38	27,4
22x22	29	1,45	22,7
11x11	80	1,00	22,7

palette	pallets	paletts	pallet
F.to	Sc	m²	Kg
34x34	42	57,96	1.133
22x22	60	87	1.414
11x11	60	60	1.117





Blu / Blu Mare

25x25

R11

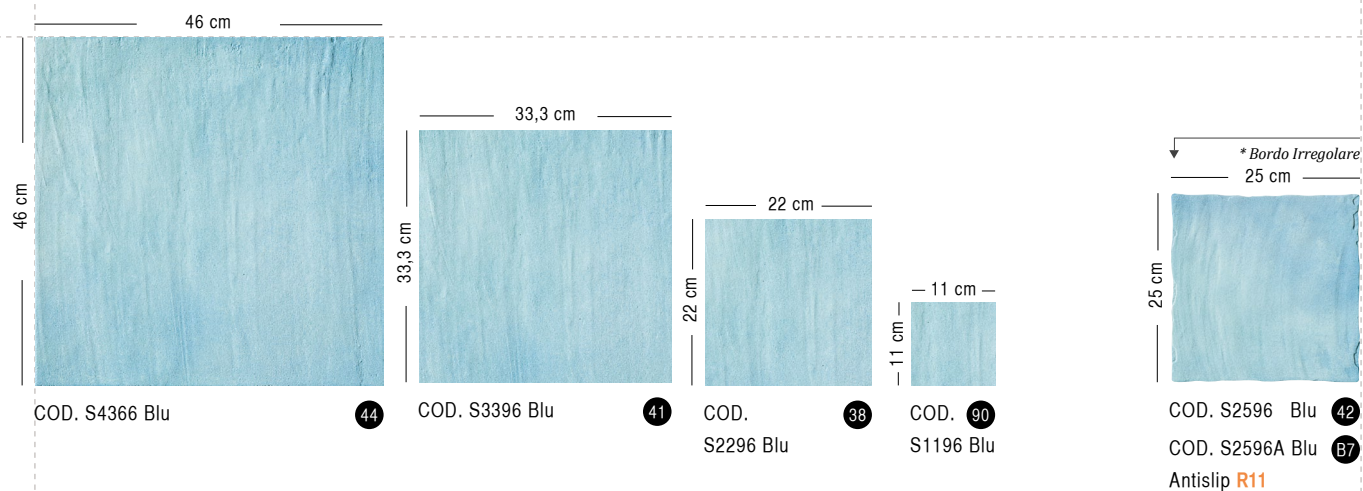


COTTO MEDITERRANEO




Setting made by: Cotto Mediterraneo Blu 33,3x33,3 / Ischia Petali 33,3x33,3 / Fascia Petali 16,5x33,3 / Ang. Fascia Petali 16,5 x 16,5


BLU:



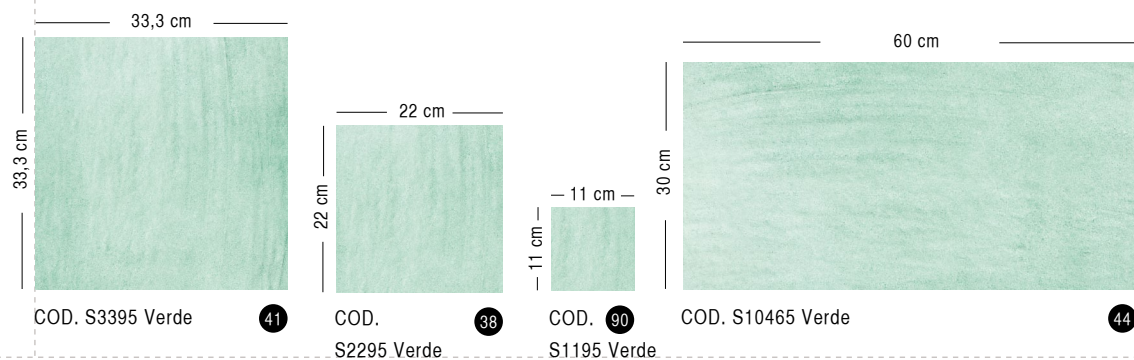
BLU MEDITERRANEO:




BIANCO:




VERDE:



GIALLO:



BLUE TEAL:



COTTO CHIARO:



Setting made by: Cotto Mediterraneo Nerano 33,3x33,3



Setting made by:

WALL = Cotto Mediterraneo Giallo 30x60 - Bianco 30x60
Listello Vesuvio Verde 11,5x30 - Sigaro Bianco / Giallo 2,5x30

FLOOR = Cotto Mediterraneo Giallo 33,3x33,3



Setting made by: Cotto Mediterraneo Blu 25x25 Antislip R11

ISCHIETELLA:




33,3 cm



COD. S4291 Ischietella


43

VIVARA:




COD. S3294 Vivara

43



CUMA:



33,3 cm

33,3 cm

COD. S4290 Cuma

43



SANT' ANGELO:



33,3 cm

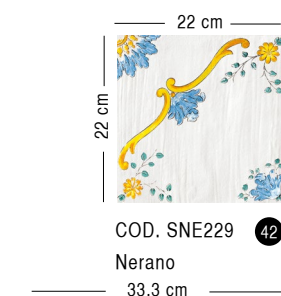
33,3 cm

COD. S3298P
Sant' Angelo

43



NERANO:



22 cm

22 cm

COD. SNE229
Nerano
33,3 cm

42



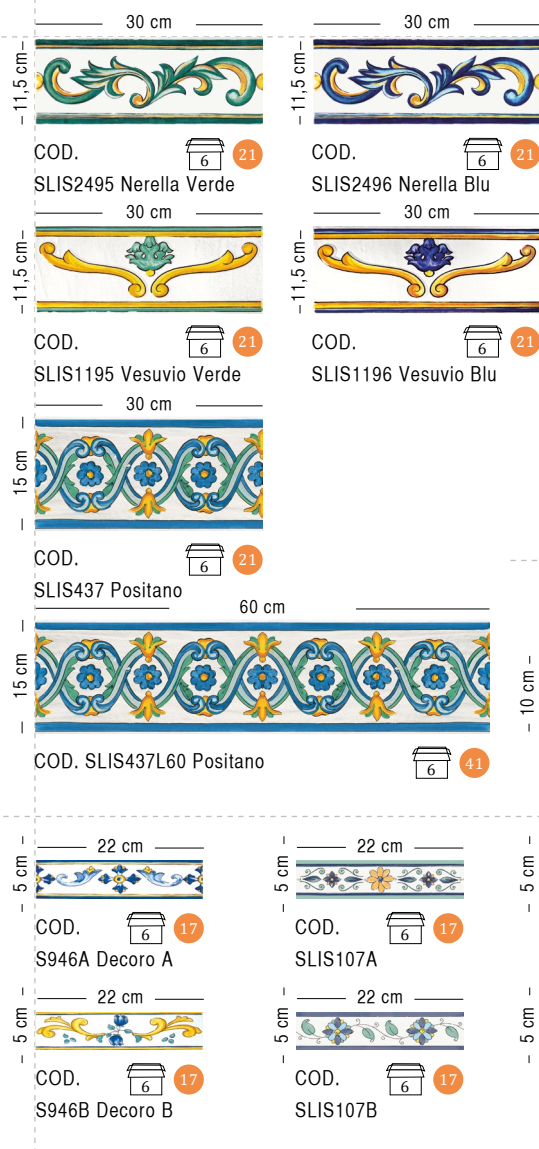
33,3 cm

COD. S3295 Nerano

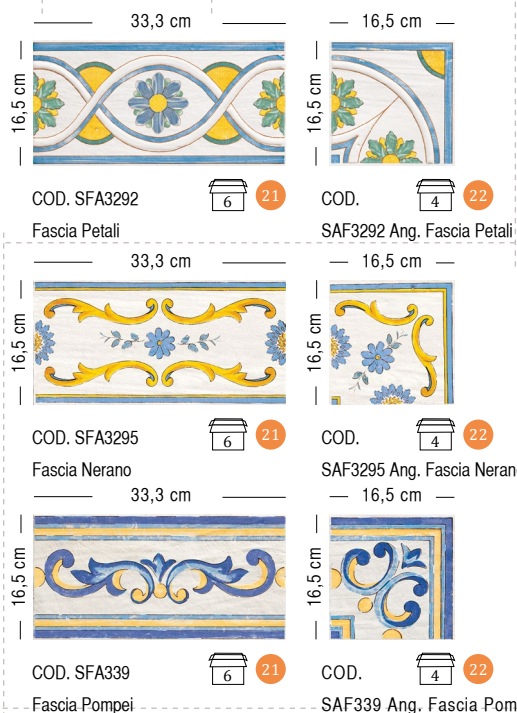
43



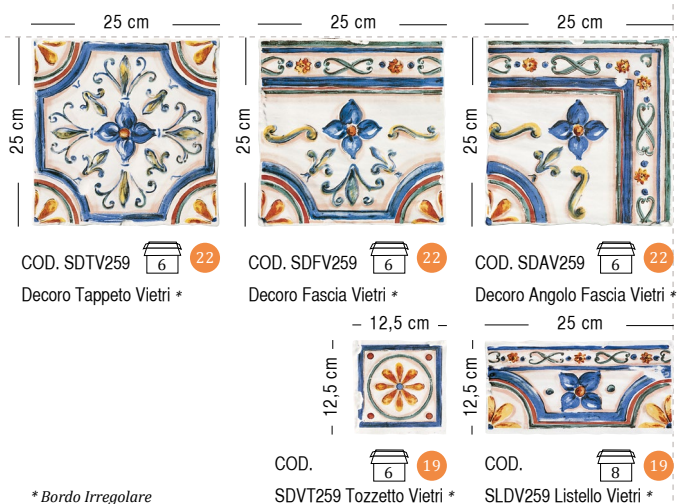
LISTELLO:



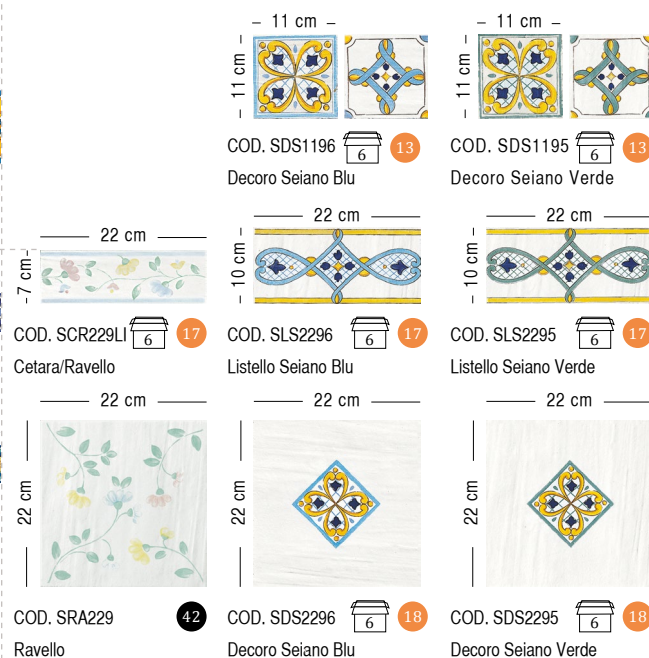
ISCHIA PETALI:



VIETRI:



* Bordo Irregolare

























Setting made by: Cotto Mediterraneo Blu Mediterraneo 33,3x33,3 - 22x22 - 11x11 - 30x60 / Bianco 30x60 / Listello Positano 15x30 / Torello Blu Mediterraneo 5x30

CARATTERISTICHE TECNICHE:

TECHNICAL CHARACTERISTICS / CARACTERISTIQUES TECHNIQUES / TECHNISCHE EIGENSCHAFTEN

BATTISCOPA: SBT + COD.	TORELLO: STOR9 - STOR1046 + COD.	SIGARO: SSIG229 - STOR1046 + COD.	ANGOLO TORELLO: SATR9 + COD.	ANGOLO SIGARO: SASG229 + COD.	ANGOLO SPECCHIO: SASP9 + COD.
					
8x33,3 10x46	5x22 5x30	2,5x22 2,5x30	2,5x5	2,5x2,5	2,5x2,5
 6  15	 6  19	 6  19	 6  20	 6  20	 6  20

P.E.I.:









VERDE	IV		
GIALLO	IV	BLU	IV
COTTO CHIARO	IV	BLU MEDITERRANEO	IV
BLUE TEAL	IV	BIANCO	IV

SPESSORE:

Thickness



46x46	33,3x33,3	25x25	22x22	11x11	30x60
 9 mm	 9 mm	 9 mm	 7 mm	 7 mm	 9,5 mm


IMBALLI / Packaging

scatola	boxes	kartons	boites
Fto	Pz	m ²	Kg
46x46	6	1,26	26,4
33,3x33,3	12	1,33	26,5
22x22	35	1,75	23,4
11x11	80	1,00	16,4
25x25	16	1,00	20,3
30x60	7	1,26	26,2

palette	pallets	paletts	pallet
Fto	Sc	m ²	Kg
46x46	48	60,86	1.270
33,3x33,3	42	55,86	1.133
22x22	60	105	1.424
11x11	60	60	984
25x25	60	60	1.238
30x60	40	50,4	1.060



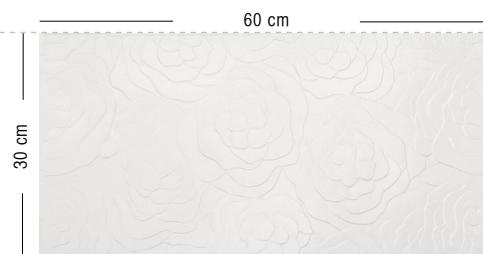
BIANCO MATT:



COD. S10462 Bianco matt

44


ROSE MATT:



COD. S10463 Rose Bianco Matt

A4

BIANCO :



COD. S10460 Bianco

44

ROSE:



COD. S10461 Rose Bianco

A4



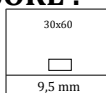
Setting made by: Bianco Matt 30x60 / Rose Matt 30x60

CARATTERISTICHE TECNICHE:

TECHNICAL CHARACTERISTICS / CARACTERISTIQUES TECHNIQUES / TECHNISCHE EIGENSCHAFTEN

SPESSORE :

Thickness



IMBALLI / Packaging

scatola	boxes	kartons	boites
F.to	Pz	m ²	Kg
30x60	7	1,26	26,2

palette	pallets	paletts	pallet
F.to	Sc	m ²	Kg
30x60	40	50,4	1.060




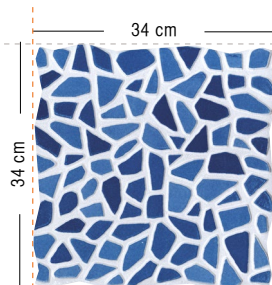
Setting made by: Gemme Del Golfo Bianco 34x34 / Nero 34x34 / Decoro Nero 2,5x34 - Decoro Bianco 2,5x34
219

GEMME DEL GOLFO

* **CONSIGLIATO** Stuccatura epossidica delle fughe.

BLU:

BIANCO:





COD. S5239 Blu
COD. S5239A Blu
Antislip **R11**

COD. S5231 Bianco

NERO:

MULTICOLOR:



COD. S5238 Nero

COD. S5237 Multicolor




Setting made by: Blu 34x34

DECORI:

BLU:

BIANCO:

NERO:



COD.
SMAS5239 Blu



20

COD.
SMAS5231 Bianco



20

COD.
SMAS5238 Nero



20



Setting made by: Gemme Del Golfo Multicolor 34x34

CARATTERISTICHE TECNICHE:

TECHNICAL CHARACTERISTICS / CARACTERISTIQUES TECHNIQUES / TECHNISCHE EIGENSCHAFTEN

P.E.I.:

BLU ANTISLIP	V
BLU	IV
BIANCO	IV
NERO	IV
MULTICOLOR	IV



SPESSORE:

Thickness



34x34
10 mm


IMBALLI / Packaging

scatola	boxes	kartons	boites
Fto	Pz	m ²	Kg
34x34	12	1,38	24

palette	pallets	paletts	pallet
Fto	Sc	m ²	Kg
34x34	40	55,20	980



PALINURO:



COD. SRO446A Palinuro Antislip **R11**

34x34 **36**

CARATTERISTICHE TECNICHE:

TECHNICAL CHARACTERISTICS / CARACTERISTIQUES TECHNIQUES / TECHNISCHE EIGENSCHAFTEN

P.E.I. :



PALINURO V

SPESSORE :

Thickness



34x34

8,5 mm

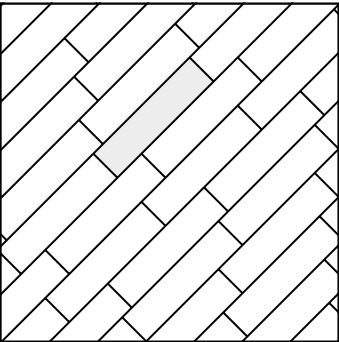
IMBALLI / Packaging

scatola	boxes	kartons	boites
Fto	Pz	m ²	Kg
34x34	13	1,50	25

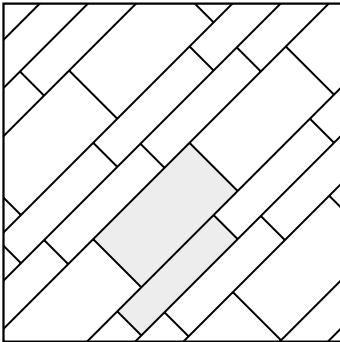
palette	pallets	paletts	pallet
Fto	Sc	m ²	Kg
34x34	44	66	1.120

SCHEMI DI POSA

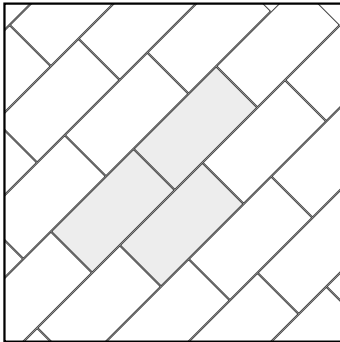
PATTERNS / VERLEGESCHEMEN / SCHÉMAS DE POSE



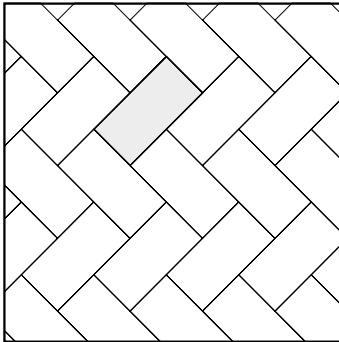
15x60 100%
15x90 100%
15x100 100%
20x120 100%



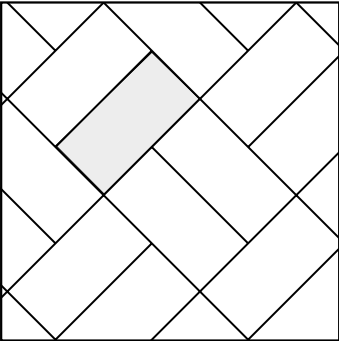
30x60 50%
15x60 50%



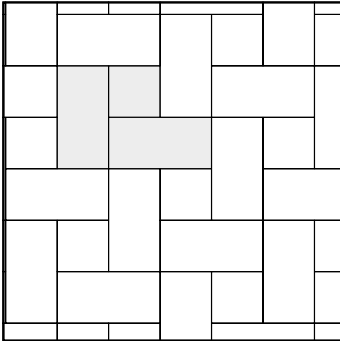
30x60 100%
21,6x43,5 100%
23x46 100%




30x60 100%
21,6x43,5 100%



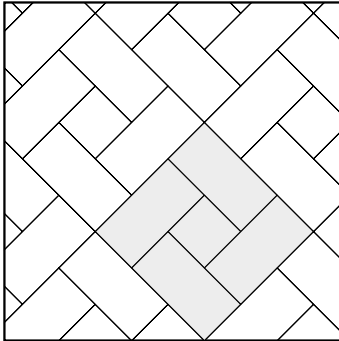
30x60 100%
21,6x43,5 100%




21,6x43,5 89%
21,6x21,6 11%



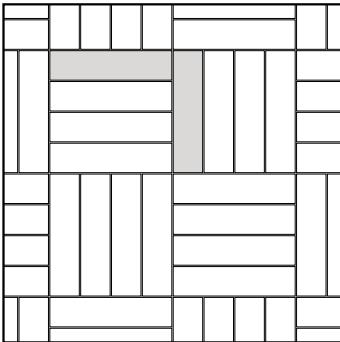
21,6x21,6 33%
21,6x43,5 67%



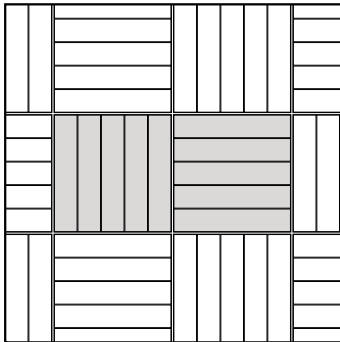
21,6x43,5 89%
21,6x21,6 11%



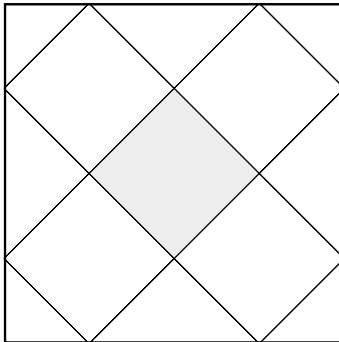
21,6x21,6 33%
21,6x43,5 67%




15x60 * Outside 100%



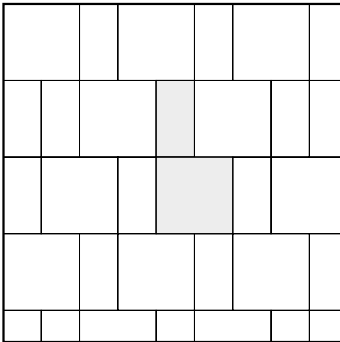
52x52 * Lames 100%



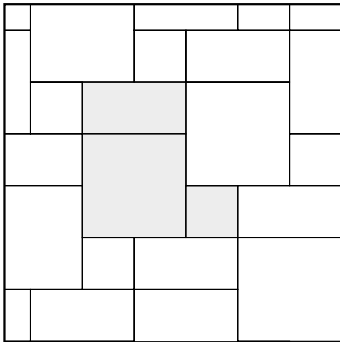
52x52 100%



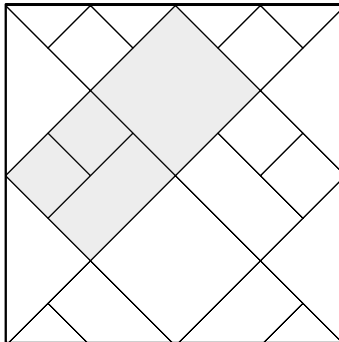
52x52 67%
26x26 33%



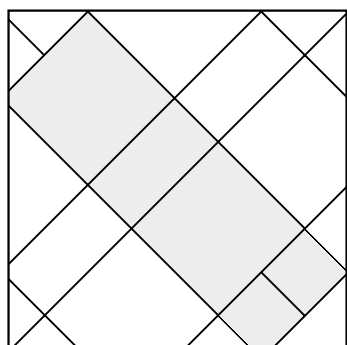
52x52 66%
26x52 33%



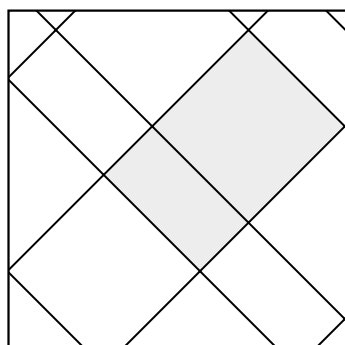
52x52 57%
26x52 29%
26x26 14%



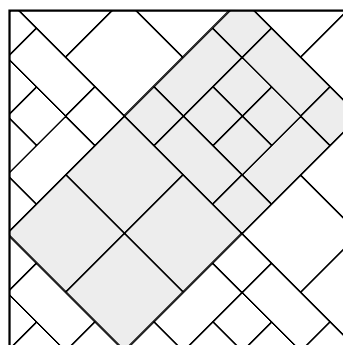
52x52 50%
26x52 25%
26x26 25%



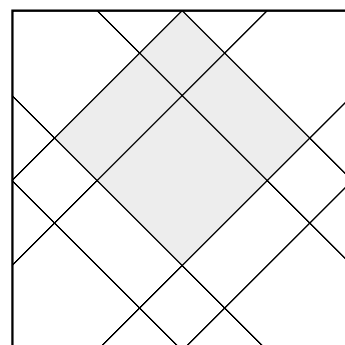
52x52 66,66%
26x52 16,60%
26x26 16,60%



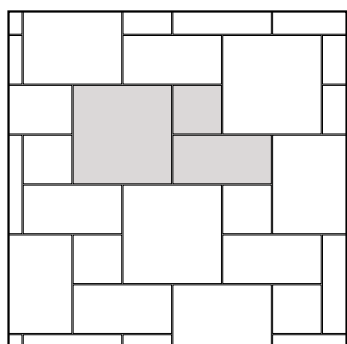
52x52 66,66%
26x52 33,33%



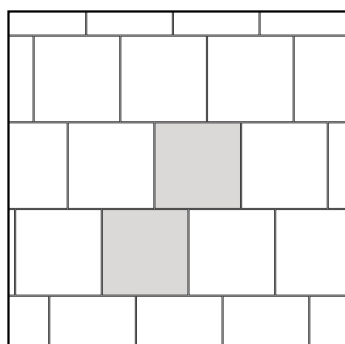
52x52 50%
26x52 25%
26x26 25%



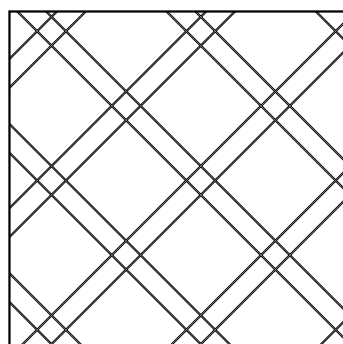
52x52 44,44%
26x52 44,44%
26x26 11,11%



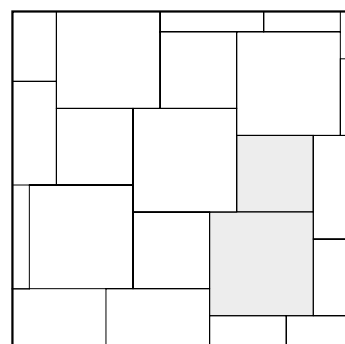
52x52 57%
26x52 29%
26x26 14%



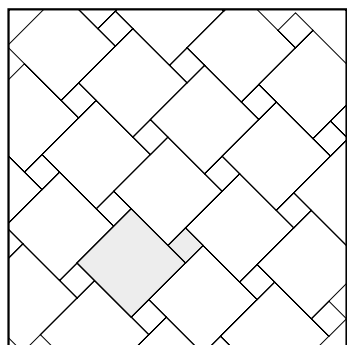
46x46 *Antichi Borghi 100%
*Soluzioni D' Interno



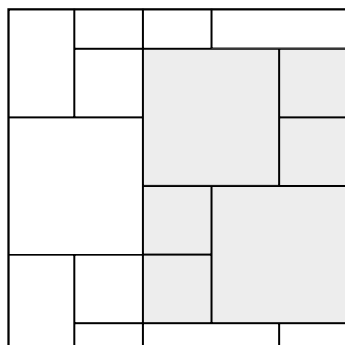
46x46 64%
11x46 30,61%
11x11 3,66%



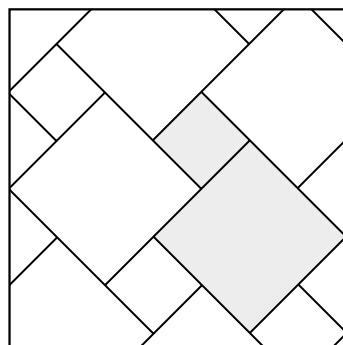
46x46 64,17%
34x34 35,83%



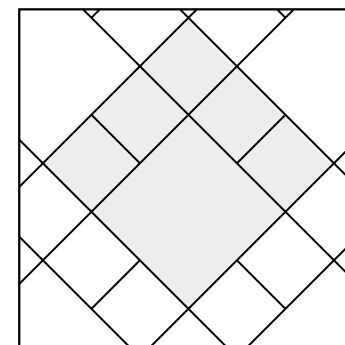
34x34 94,48%
11x11 5,52%



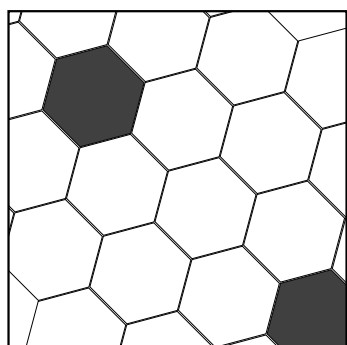
34x34 66,66%
17x17 33,33%




34x34 80%
17x17 20%



34x34 55,5%
17x17 44,4%



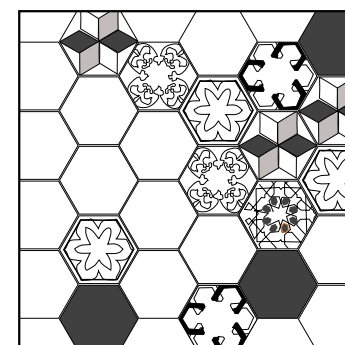
ESAGONA 2 COLORI
90% Esagona Sabbia
10% Esagona Nero



ESAGONA 3 COLORI
33,3% Esagona Bianco
33,3% Esagona Grigio / Cenere
33,3% Esagona Nero / Noce



ESAGONA 5 COLORI
20% Esagona Sabbia
20% Esagona Cenere
20% Esagona Grigio
20% Esagona Noce
20% Esagona Nero



ESAGONA DECORI MIX
30% Esagona Cenere
10% Esagona Noce
60% Esagona Fondi Misti

SAVOIA ITALIA S.P.A - Via Ghiarola nuova, 77
41042 Fiorano Modenese (MO) Italy
TEL.: +39 0536 838411
FAX: +39 0536 838461 / +39 0536 832427
info@savoiaitalia.com

WWW.SAVOIAITALIA.IT