



Saving trees you Save the Planet - Wenn du die Bäume rettest, rettest du die Welt - Sauvez les arbres pour sauver la planète - Salva gli alberi per salvare il pianeta

Eco Timber

DIGITAL TECHNOLOGY



Gres Porcellanato Smaltato
Glazed Porcelain Stoneware - Grès Cérame Emailé - Glasiertes Feinsteinzeug

20x120/30x120

Spessore - Thickness - Épaisseur - Stärke
10 mm

Rettificato - Rectified - Rectifié - Rektifiziert

F A R O
C E R A M I C H E

Eco Timber

DIGITAL TECHNOLOGY



20x120/30x120

F A R O
C E R A M I C H E

Gres Porcellanato Smaltato

Glazed Porcelain Stoneware - Grès Cérame Emailé - Glasiertes Feinsteinzeug

Spessore - Thickness - Épaisseur - Stärke
10 mm

Rettificato - Rectified - Rectifié - Rektifiziert



Eco Timber Sabbia cm 20x120 Rettificato

Eco Timber

DIGITAL TECHNOLOGY



20x120/30x120

F A R O
C E R A M I C H E

Gres Porcellanato Smaltato

Glazed Porcelain Stoneware - Grès Cérame Emailé - Glasiertes Feinsteinzeug

Spessore - Thickness - Épaisseur - Stärke
10 mm

Rettificato - Rectified - Rectifié - Rektifiziert



Eco Timber Rosso cm 30x120 Rettificato

Eco Timber

DIGITAL TECHNOLOGY



Gres Porcellanato Smaltato

Glazed Porcelain Stoneware - Grès Cérame Emailé - Glasiertes Feinsteinzeug

20x120/30x120


Spessore - Thickness - Épaisseur - Stärke
10 mm

Rettificato - Rectified - Rectifié - Rektifiziert

F A R O
C E R A M I C H E



Eco Timber Rovere cm 30x120 Rettificato



Eco Timber Bianco cm 30x120 Rettificato

Bianco

Colour Shade
Variation



V3



ETBI192RB Eco Timber Bianco
cm 30x120 - 11 3/4" x 48"
Rettificato sp. 10mm

F305 MQ




ETBI191R Eco Timber Bianco
cm 20x120 - 7 7/8" x 48"
Rettificato sp. 10mm

F305 MQ



ETBI268R Eco Timber Bianco
Battiscopa cm 7,5x60 - 2 7/8" x 23 5/8"
Rettificato

F045 PC*



ETBI138R
Eco Timber Bianco
Mosaico su rete
cm 30x30 - 11 3/4" x 11 3/4"
Rettificato sp. 10mm

F380 MQ



ETBI612R Eco Timber Bianco
Gradino angolare costa retta (vers.A)
cm 30x120x5h - 11 3/4" x 48" x 2"h
Rettificato sp. 10mm

F400 PC*

ETBI613R Eco Timber Bianco
Gradino angolare costa retta (vers.B)
cm 30x120x5h - 11 3/4" x 48" x 2"h
Rettificato sp. 10mm

F400 PC*

Grigio

Colour Shade
Variation




V3



ETGR192RB Eco Timber Grigio
cm 30x120 - 11 3/4" x 48"
Rettificato sp. 10mm

F305 MQ



ETGR191R Eco Timber Grigio
cm 20x120 - 7 7/8" x 48"
Rettificato sp. 10mm

F305 MQ



ETGR268R Eco Timber Grigio
Battiscopa cm 7,5x60 - 2 7/8" x 23 5/8"
Rettificato

F045 PC*



ETGR609R Eco Timber Grigio
Gradino a L costa retta lineare
cm 30x120x5h - 11 3/4" x 48" x 2"h
Rettificato sp. 10mm

F370 PC*



ETGR612R Eco Timber Grigio
Gradino angolare costa retta (vers.A)
cm 30x120x5h - 11 3/4" x 48" x 2"h
Rettificato sp. 10mm

F400 PC*



ETGR138R
Eco Timber Grigio
Mosaico su rete
cm 30x30 - 11 3/4" x 11 3/4"
Rettificato sp. 10mm

F380 MQ



ETGR613R Eco Timber Grigio
Gradino angolare costa retta (vers.B)
cm 30x120x5h - 11 3/4" x 48" x 2"h
Rettificato sp. 10mm

F400 PC*

Rosso

Colour Shade
Variation



V3



ETRS192RB Eco Timber Rosso
cm 30x120 - 11 3/4" x 48"
Rettificato sp. 10mm

F305 MQ



ETRS191R Eco Timber Rosso
cm 20x120 - 7 7/8" x 48"
Rettificato sp. 10mm

F305 MQ



ETRS268R Eco Timber Rosso
Battiscopa cm 7,5x60 - 2 7/8" x 23 5/8"
Rettificato

F045 PC*



ETRS609R Eco Timber Rosso
Gradino a L costa retta lineare
cm 30x120x5h - 11 3/4" x 48" x 2"h
Rettificato sp. 10mm

F370 PC*



ETRS612R Eco Timber Rosso
Gradino angolare costa retta (vers.A)
cm 30x120x5h - 11 3/4" x 48" x 2"h
Rettificato sp. 10mm

F400 PC*



ETRS138R Eco Timber Rosso
Mosaico su rete
cm 30x30 - 11 3/4" x 11 3/4"
Rettificato sp. 10mm

F380 MQ



ETRS613R Eco Timber Rosso
Gradino angolare costa retta (vers.B)
cm 30x120x5h - 11 3/4" x 48" x 2"h
Rettificato sp. 10mm

F400 PC*

Rovere

Colour Shade
Variation



V3



ETRV192RB Eco Timber Rovere
cm 30x120 - 11 3/4" x 48"
Rettificato sp. 10mm

F305 MQ



ETRV191R Eco Timber Rovere
cm 20x120 - 7 7/8" x 48"
Rettificato sp. 10mm

F305 MQ



ETRV268R Eco Timber Rovere
Battiscopa cm 7,5x60 - 2 7/8" x 23 5/8"
Rettificato

F045 PC*




ETRV609R Eco Timber Rovere
Gradino a L costa retta lineare
cm 30x120x5h - 11 3/4" x 48" x 2"h
Rettificato sp. 10mm

F370 PC*



ETRV612R Eco Timber Rovere
Gradino angolare costa retta (vers.A)
cm 30x120x5h - 11 3/4" x 48" x 2"h
Rettificato sp. 10mm

F400 PC*



ETRV138R Eco Timber Rovere
Mosaico su rete
cm 30x30 - 11 3/4" x 11 3/4"
Rettificato sp. 10mm


F380 MQ



ETRV613R Eco Timber Rovere
Gradino angolare costa retta (vers.B)
cm 30x120x5h - 11 3/4" x 48" x 2"h
Rettificato sp. 10mm

F400 PC*

Sabbia



ETSA192RB Eco Timber Sabbia
cm 30x120 - 11 3/4" x 48"
Rettificato sp. 10mm

F305 MQ



ETSA191R Eco Timber Sabbia
cm 20x120 - 7 7/8" x 48"
Rettificato sp. 10mm

F305 MQ



ETSA268R Eco Timber Sabbia
Battiscopa cm 7,5x60 - 2 7/8" x 23 5/8"
Rettificato

F045 PC*



ETSA609R Eco Timber Sabbia
Gradino a L costa retta lineare
cm 30x120x5h - 11 3/4" x 48" x 2"
Rettificato sp. 10mm

F70 PC*



ETSA612R Eco Timber Sabbia
Gradino angolare costa retta (vers.A)
cm 30x120x5h - 11 3/4" x 48" x 2"
Rettificato sp. 10mm

F400 PC*



tessera
cm 6x6
2 3/8" x 2 3/8"

ETSA138R Eco Timber Sabbia
Mosaico su rete
cm 30x30 - 11 3/4" x 11 3/4"
Rettificato sp. 10mm

F380 MQ



ETSA613R Eco Timber Sabbia
Gradino angolare costa retta (vers.B)
cm 30x120x5h - 11 3/4" x 48" x 2"
Rettificato sp. 10mm

F400 PC*

CARATTERISTICHE TECNICHE

TECHNICAL FEATURES - CARACTERISTIQUES TECHNIQUES

TECHNISCHE EIGENSCHAFTEN

EN14411 - ISO 13006 Incl. G

EN ISO 10545-12		EN ISO 10545-13	
Resistenza al gelo Frost resistance Résistance au gel Frostbeständigkeit		Resistenza ai prodotti chimici di uso domestico Resistance to home chemical products Résistance aux produits chimiques d'utilisation domestique Beständigkeit gegen Chemikalien	
EN ISO	Eco Timber	EN ISO	Eco Timber
Richiesta-Required Demande - Gefragt	Resiste-Good Resiste-Beständig	GB min.	Resiste-Good Resiste-Beständig

DIN 51130		EN ISO 10545-3	
Resistenza allo scivolamento Resistance to slipping Résistance au glissement Rutschfestigkeit		Assorbimento d'acqua Water absorption Absorption d'eau Wasseraufnahme	
NORMA	Eco Timber	EN ISO	Eco Timber
Max R13	R10	≤ 0,3%	Conforme - Comply with Conforme - Gemäss

ECO TIMBER		cm		mm		inches		box scatola boîte karton			pallet		
								pc	mq	kg	box	mq	kg
192RB		30	120	10	11 3/4"	48"	11 3/4"	3	1,08	25,96	36	38,88	935,00
191R		20	120	10	7 7/8"	48"	11 3/4"	4	0,96	22,960	36	34,56	827,00
138R	Mosaico su Rete	30	30	10	11 3/4"	11 3/4"	11 3/4"	9	0,81	19,500	36	36,00	700,000
268R	Battiscopa	7,5	60	-	2 7/8"	23 5/8"	-	26	-	28,000	50	-	-
609R	Gradino a Elle costa retta lineare	30	120	10	11 3/4"	48"	11 3/4"	2	-	20,76	-	-	-
612R	Gradino angolare costa retta (ver. A)	30	120	10	11 3/4"	48"	11 3/4"	2	-	22,50	-	-	-
613R	Gradino angolare costa retta (ver. B)	30	120	10	11 3/4"	48"	11 3/4"	2	-	22,50	-	-	-

I pesi riportati nella tabella sono indicativi, per motivi produttivi possono subire leggere variazioni

The weights listed in the table are approximate. For productive reasons may slightly change.

Die in der Tabelle angezeigten Gewichte sind nur hinweisend und können aus Produktionsgründe leichte Änderungen ertragen.

Les poids dans la grille ci-dessus sont indicatifs, il peuvent changer légèrement a cause de raisons productives.